



WEAVERLINE BATTERY POWERED CARTS

TWO SIZES: 24 BUSHEL MODEL 223
30 BUSHEL MODEL 224




FEED SILAGE EASIER . . . FASTER

Weaverline's self-propelled self-unloading feed carts save half the time of manual feeding. Choose the big Model 224, 30 bushel cart for big barns. Tight corners? Choose the compact Model 223, 24 bushel cart. Both Models are only 33" wide to fit thru most any doorway. Because Weaverline takes the electric


route, you get the job done quietly, without noxious fumes.

Go Weaverline for safety reasons too! Cart stops instantly if operator lets go of traction clutch . . . or if cart bumps against him in reverse travel. Sturdy bumper protects cart from damaging impacts.



6-speed control for the flow you want

Fingertip control rod at right handle has 8 positions—for starting augers and beaters and for 6 different control speeds. The Cart features high-low shift for both forward and reverse travel. U-Bar is the traction clutch; pull and cart goes, release and it stops. Knob at center activates augers.



Simple, trouble-free feeding action

Three upper augers serve as beaters to keep silage from bridging and assure steady downward movement. Bottom auger is the feeder, forcing silage out to the left and into the manger. Delivery chain and crossbars push the silage forward into the augers.



Easy servicing with roll-out power pack

View shows two of four 6-volt batteries mounted in an easy-access drawer. Slides to the right for servicing batteries shown . . . then out the opposite side for servicing the other two. A special plug receptacle is located at the base of the control box in rear of cart—right where you want it for convenient recharging of the power pack between feedings.

CALL YOUR LOCAL DEALER AND GO THE WEAVERLINE WAY

TED HIRSCH COMMERCIAL & FARM REFRIGERATION SERVICE
R.D. #1, Box 44
Montrose, Pa. 18801
Tel. 717-278-3607

PEOPLES SALES & SERVICE
Oakland Mills
Pennsylvania 17076
Tel. 717-463-2735

SWOPE & BASHORE
R.R. 1
Myerstown, Pa. 17067
Tel. 717-933-4138

MR. CLAIR BEATTY
R.R. 4
Indiana, Pa. 15701
Te. 412-465-7368

SYSTEMA FEED SERVICE
R.D. #3, Box 540N
Sussex, N.J. 07461
Tel. 201-875-5449

M & M BARN SALES & SERVICE
R.D. 1
Westfield, Pa. 16950
Tel. 814-334-5504

TROUT SPRING FARM
523 Willow Road
Lancaster, Pa. 17601
Tel. 717-299-2536

**DONALD B. MARTIN
MARTIN EQUIPMENT CO.**
R.D. #8, P.O. Box 219
Chambersburg, Pa. 17201
Tel. 717-263-3505

EDGEFIELD FARM
R.R. 2
Quarryville, Pa. 17566
Tel. 717-786-3897

C. J. WONSIDLER BROS.
R.R. 1
Quakertown, Pa. 18951
Tel. 215-536-7523

C. J. WONSIDLER BROS.
R.D. 2
New Tripoli, Pa. 18066
Tel. 215-767-7611

JAMES L. PENNEL
Loysburg
Pennsylvania 16659
Tel. 814-766-3310

TRI COUNTY FARM & HOME CENTER
R.R. 1
Bloomsburg, Pa. 17815
Tel. 717-437-3440

HISTAND'S FARM & HOME CENTER
R.D. #1, Box 231
Rome, Pa. 18837
Tel. 717-744-2371

BRANDT'S FARM SUPPLY, INC.
601 E. High St.
Elizabethtown, Pa. 17022
Tel. 717-367-1221

ISENBERG & SMITH FARM EQP. S. & S.
R.D.
Alexandria, Pa. 16611
Tel. 814-669-9109

W. & J. DAIRY SALES
R.R. 2
Oxford, Pa. 19363
Tel. 717-529-2569

R. E. SMELTZER EQUIPMENT
R.R. 1, Box 253
Centre Hall, Pa. 16828
Tel. 814-364-9353

SOMERSET FARMERS SUPPLY
201 S. Pleasant Avenue
Somerset, Pa. 15501
Tel. 814-443-2841

PAUL DOTTERER FARM EQUIPMENT
R.D. #2, Box 505
Mill Hall, Pa. 17751
Tel. 717-726-3471

RYDER SUPPLY CO.

R.D. 8, P.O. Box 219
Chambersburg, Pa.
Phone: 717/263-9111

**Barn and
Feed Lot
Equipment**