

Ladies Have You Heard?

By Doris Thomas

Lancaster
Home Economist



HOW TO PREPARE YOUR HOME FOR WINTER

We have enjoyed a beautiful balmy Fall, but the first snow of the season this week reminds us that Winter is just around the corner.

Have you prepared your

home for the coming months? Here is a checklist of projects to help you get your home ready for frigid temperatures.

Put clean filters in the furnace, and lay in a supply now so you can change filters regularly throughout the heating season.

Clean the exhaust vent on your automatic clothes dryer to remove dust and lint which have collected and will reduce drying efficiency. You will also be reducing a potential fire hazard.

Check fireplace dampers to make sure they are closed when the fireplace is not in use. Since hot air rises, an open damper can let heating dollars go right up your chimney.

Now is the time to put a new evaporator element in your furnace humidifier, and to buy extras for in-season replacement. Also check humidifier water valves as they can get plugged with sediment after being closed for half the year.

If you have room air conditioners in your windows, carefully weather strip around them if you cannot remove and store them for the winter. Special plastic covers are also a

good investment or make your own one-shot covers with a roll of plastic film and masking tape.

Consider making plastic storm windows for unenclosed or unheated porches, basement windows or other windows lacking storm windows.

Check permanent windows to see that they fit tightly; if they do not use weather stripping or caulking. Weather strip doors that don't fit snugly.

A little effort spent making the home "heat-tight" will cut not only heat losses this winter but heating bills as well. And in these times of fuel shortages, conserving energy is everybody's business.

CHRISTMAS BERRY JELLY IS QUICK EASY GIFT

If you need a last-minute stocking stuffer or small gift that shows some thought without spending hours to

track it down, try this recipe for Christmas Berry Jelly.

CHRISTMAS BERRY JELLY

- 2 cups apple juice
 - ¼ cup lemon juice
 - ½ cup cinnamon imperials (red hots)
 - ¾ cup water
 - 1 teaspoon red food coloring
 - ¼ teaspoon mace
 - 1 box powdered pectin
 - 8 whole cloves
 - 1 stick cinnamon
 - 4 cups sugar
- Mix apple and lemon

juices, red hots, water, food coloring, mace and sugar in a large saucepan. Tie clove and cinnamon stick in a cheesecloth bag and add to the mixture. Bring to a boil, stirring constantly. Stir in powdered pectin and bring to a full rolling boil. Boil hard for two minutes. Remove from heat and skim. Pour jelly into hot sterilized jars, leaving 1/8-inch head space. Adjust lids. Process five minutes in boiling water bath. Yield about 4 half-pints.




COAL & WOOD STOVES

Warm Morning COAL HEATER

New Shipment Just In
Model #'s 400 & 701



Only a genuine Warm Morning has the famous patented 4-flue firebrick construction that turns coal into glowing coke. . . heats 24 hours or more without refueling. The little extra a Warm Morning costs originally is repaid over and over again in satisfaction and fuel savings!



MODEL 400 — America's Finest Coal Circulator!
The ultimate in luxury heating with coal or coke! Beautiful cabinet finished in life time porcelain enamel. Front feed door permits no spill filling. Side doors open for quick radiant heat release. Thermostat gives even temperature control. Holds 100 lbs. of coal. Provides ample heating for up to six rooms!

NOW A WOOD HEATER
with
CAST IRON GRATES and
SLIDE-OUT ASH DRAWER

Warm Morning
Model 701 WOOD HEATER



Positively - one of the finest built wood stoves on the market today with a fine porcelain finish

See It Soon!



ENJOY
LOW COST
AUTOMATIC
HEATING

CLEAN, SAFE, CONVENIENT

LP-GAS and

Warm Morning
GAS HEATERS

Warm Morning GAS HEATERS Spread a CARPET OF WARMTH over the floors of your home

"TOP O MATIC" CONTROLS save bending or stooping to adjust temperature or blower

Stop And See Us At

LEACOCK


85 Old Leacock Rd.

Coleman Center
R.D. 1 Ronks, Pa.

EAST EARL LUMBER CO., INC.

& HOME CENTER

P.O. BOX 10, EAST EARL RD.
EAST EARL, PA. 354-4701




Country Leisure

Cabinets by **BRAMMER**
COMPLETE 6 FT. KITCHEN
WITH COUNTER TOP

\$435.49



VANITY
WITH
CULTURED
MARBLE
TOP



17"x20" \$39.95
19"x25" \$69.95



something
NEW
you can do!

give bold, deep
texture to your walls
with

Ruff-It




acrylic
finish
for walls
and
ceilings
pre
mixed
ready to
use in 6
colors

2 Gallon Pail
Reg. \$14.95

\$10.95

another product from Z-BRICK

PEPPERMILL Complete 6 Ft. Kitchen
with Counter Top \$417.95




Reg.
\$8.88
\$5.97

BELKNAP HAND TOOLS

★ Fully Guaranteed
NOW REDUCED

15%!



DUO-FAST
ELECTRIC
STAPLE GUN

Regular \$49.95

NOW \$29.95

SAVE
\$10.00*
SKILSAW.



MODEL 497
DELUXE VARIABLE
SPEED JIG SAW

- Variable speed from 0 3500 strokes per minute
- Maximum cutting speed can be pre set with adjusting knob
- Double insulated for added safety
- 1/3 hp burnout protected motor
- Titing foot 45° left or right
- Three position foot for splinter free cutting

NOW \$29.99

SAVE
\$12.00*
SKIL MODEL 584



3/8" VARIABLE SPEED REVERSING DRILL

- Variable speed from 0 1300 RPM
- Operates forward and reverse
- Double insulated for added safety
- 1/5 hp 2.8 amp burnout protected motor
- Lock on button for continuous operation

NOW \$22.99

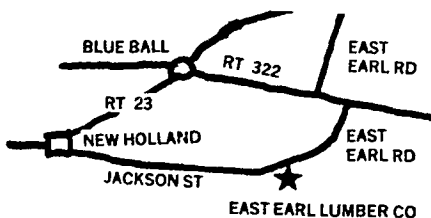
SAVE
\$10.00*
SKILSAW.



MODEL 538
7/8" CIRCULAR SAW

- 1 2/5 hp burnout protected motor
- Upper and lower guards are die cast aluminum for added strength and durability
- Safety switch helps prevent accidental starts
- Heavy gauge foot and brackets for accurate cuts at all settings
- Lower guard automatically retracts at start of cut
- Equipped with combination blade and blade wrench

NOW \$34.99



CHECK OUR PRICES ON ROOF TRUSSES

HOURS: MON., WED. & THURS. 7 A.M. to 5 P.M.
TUES. Till 7 P.M.; FRI. Till 8 P.M.; SAT. 8 A.M. Till Noon