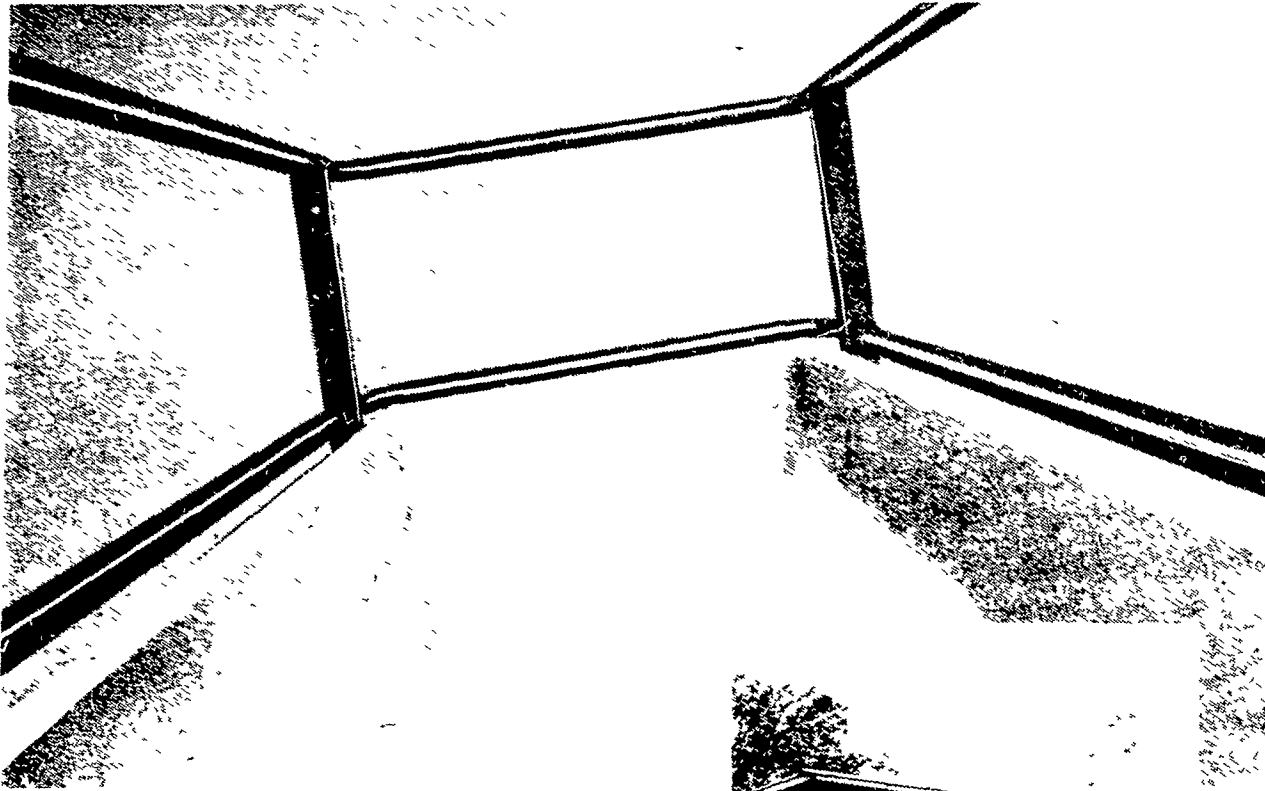


VAN DALE®

SHAKER FEEDER

GET THE SHAKER FEEDER FEATURING THE ALL NEW STAINLESS STEEL TROUGH WHICH GIVES YOU THE 3-IN-1 PACKAGE. THE TROUGH, THE FEEDER AND THE NECK PAIL TO RETAIN ANIMALS. DESIGNED TO FEED EVERYTHING FROM A COMPLETE RATION RIGHT DOWN TO GREEN CHOP OUT OF THE FIELD — EVEN BALED HAY.



Here's the feeder that brings you economy and simplicity of operation unexcelled anywhere by any feeding system. That's because VAN DALE shaker feeder is a feeder, a bunk, and a guard system all in one.

There is no auger, no chain, no belt. It all means you have fewer moving parts to worry about than with most feeding systems. You can use any feed mixture you want, even baled hay. It can be of any cut, any quality, and quantity. Whatever the mixture is, it will be distributed uniformly the entire length of your feeder.

You'll find this a low maintenance feeder due in large part to the stainless steel trough you see above. The trough cleans itself and is polished mirror bright by feed movement. Adds good looks to your farm.

With its combination feeder, bunk and guard system, The VAN DALE shaker feeder offers the most economical way to put a bunk and feeder to work for you. At the same time it offers complete safety and protection features.


Also available are other features to make your shaker feeder more valuable. For instance there's an in-line connector that lets you join additional section lengths to get continuous trough installations over 82'.

There's a hay slide so you can feed both low moisture silage and hay. As hay falls on the slope, the end of the slide is raised to let silage go underneath.


There's provision for installing a bunk roof to protect your animals. Van Dale supplies supports so roof can easily be added by purchasing stringers and sheeting locally.



82' Shaker Feeder with Bunk Roof.




Feed slowly or quickly. Variable speed drive lets you change delivery and travel speeds. Simple, heavy duty drive means minimum maintenance. Shielded drive unit located safely beneath trough.



Dependable 3 hp motor. Here's all the power your shaker feeder needs for 22' to 82' lengths. Heavy duty sealed ball bearings bring hundreds of hours of trouble free service. Use tandem drive units to achieve virtually any length you want.

SPECIFICATIONS

Shaker Feeder	
Maximum length	82' per drive
Maximum horsepower	3 hp 240V per 82'
Section lengths	10'
Trough material	Stainless steel
Height/base to top trough	30"
Trough width	33½"
Trough depth	12"
Power transmission	Belt and chain drive variable speed 230 to 300 strokes/min
Stands and rub rails	
Height of stands	55"
Overall width assembled	42½"
Rub rail spacing	19"
Rub rail material	1 7/8" OD pipe
Roof support (optional)	
Normal height above feed floor	86"
Height/eave to ridge	Add 18¼"
Overall width	184½"



Uniform feed distribution. Unique shaking action distributes feed evenly yet without separation. Action comes from combination of crank and pitman on outward stroke with heavy spring shown above on the return.

FOR MORE INFORMATION CONTACT THE DEALER IN YOUR AREA:

RODNEY HARRISON

RD 2 Box 227
Ashbury, NJ
201-689-4846

K & S INC.

Van Dale Sales & Service
Quarryville, PA
717-284-3111

ROY BRUBAKER

700 Woodcrest Ave
Lititz, Pa.
717-626-7766

ERNEST W. SHOVER

19 W South St.
Carlisle, PA
717-249-2239

SAWYER BROS. EQUIPMENT

Cecilton, MD
301-275-8200

THURMONT WELDING CO.

145 Water St.
Thurmont, MD
301-271-2823

WENTZ FARM SUPPLIES

Palm, PA
215-679-7164