




# CENTRAL TRACTOR



**SALE PRICES GOOD JULY 29  
THRU AUGUST 5th**



**699<sup>99</sup>**

Reg 799 99 / SAVE 100 00  
22501-258

**10 Hp. 36" Rear Discharge**

The newest innovation in riding lawn mowers. Grass clippings are ejected to the rear instead of side to prevent clogging. Includes electric starter, alternator, sealed beam headlights, twin blades for 36" cut, gas and ammeter gauges, and rack and pinion steering.




**89<sup>99</sup>**

Reg 109 99/SAVE 20 00  
19389 243

**10 Cu. Ft. Trailer Cart**

Heavy steel body. Quick and easily hitched to a garden tractor or riding mower. Removable sliding tailgate. Large pneumatic tired wheels. Body 48" long, 30" wide, 12" deep. Design may vary from illustration.



**\$349<sup>99</sup>**

Frt. Included

**165 Bu. Gravity Box**


#28900-250 Reg. \$364.95 + \$30.00 Frt.

**\$459<sup>99</sup>**

Frt Included

**225 Bu. Gravity Box**

#28901-250 Reg. \$484.95 + \$30.00 Frt.




**11<sup>77</sup>**

Reg 14 77/SAVE 3 00  
28206 311

**48" Shop Light Fully Assembled with Bulbs**

Comes fully assembled and includes bulbs. Steel construction with white enamel finish. Wide reflector directs light downward where needed. Includes grounded cord and plug, chain and hooks for hanging.



**16<sup>99</sup>**

Reg 19 99 / SAVE 3 00  
12656 040

**Swivel Jack**

Flat bottom. Assembly may be turned 90° horizontal or vertical. Locking device holds handle in any position.



**5 Panel Steel Gates**

48" high gates with panels made of heavy 22 gauge galvanized steel. Gates are 4" shorter than listed to compensate for hinges and latch. Complete with screw hooks, hinges, and slide latch.

- 10' 17686 253 Reg \$32 49 SALE **27<sup>99</sup>**
- 12' 17687 253 Reg \$36 59 SALE **30<sup>99</sup>**
- 14' 17676 253 Reg \$41 19 SALE **34<sup>99</sup>**
- 16' 17677 253 Reg \$44 69 SALE **37<sup>99</sup>**

**Wagon Gear**

Rugged all welded construction, heavy duty spindles, adjustable wheel base, standard tongue. All units come less tires.

- 5 Ton 8030-046 Reg \$279 95 SALE **269<sup>95</sup>**
- 6 Ton 8039 046 Reg \$319 95 SALE **299<sup>95</sup>**
- 8 Ton 8045 046 Reg \$364 95 SALE **344<sup>95</sup>**
- 10 Ton 8059 046 Reg \$449 95 SALE **419<sup>95</sup>**

Sale Prices Subject To Stock On Hand.

## FARM & FAMILY CENTER

**LANCASTER**  
1570 Manheim Pike, Hwy. 72 North  
Ph 717-569-0111  
Sale Hours  
8 to 5 30 Monday - Thursday  
8 to 8 Friday 3 to 5 Saturday

**CHAMBERSBURG**  
1351 Lincoln Way East  
Ph. 717-264-8282  
Sale Hours  
9 to 9 Monday - Friday  
9 to 5 Saturday