



Marshall Jones, Westtown, remembers a time when these splay bed hay wagons were popular.

## Splay bed hay wagons offer stories of past

**EDITOR'S NOTE:** The following article is a contribution from a reader. The purpose of articles such as this one is to give a written and pictorial record of what agriculture was like a generation or two ago.

By **MARSHALL JONES WESTTOWN**—Around the turn of the century, my father and his brother operated dairy farms in Delaware County a few miles from the Philadelphia city limits. In the Summer they pastured their heifers and dry cows on rented luxurious pasture ground along the Delaware River which was only a few miles

away. This area was known as "The Meadows" and is now the site of the Philadelphia International Airport.

In the Winter my father and other farmers sold loose hay to the huge horse stables in Philadelphia. They were given free horse manure for the return trip.

My father had two huge splay bed hay wagons. They had enclosed cabs with curtains for cold weather and a windlass on each front corner and one on the rear to draw the ropes tight. They could be pulled by either two or three horses.

In 1914 my father used these wagons to haul our household goods to the Chester County farm on which I presently live. It took the teams a whole day to make the 20 mile trip. These wagons were so

sturdy that they were used for hauling hay and corn for the next 30 years until the farm was mechanized. At that time the hay crop consisted of timothy and

(Turn to Page 140)

## The satisfaction that comes from doing a good job of farming

It's a great feeling to know that you are the master of your farmlands . . . that when you treat your soil right, it will treat you right. Liming is one of the most important factors in keeping your soil in the highest productive range. A good pasture with a pH of 6.5 or higher, for example, will make 300 to 400 lbs. of beef per acre and produce up to \$100 gross income per acre. This means with the help of lime, profits from pastures can compare favorably with feed or grain crops.



ORDER NOW FOR PROMPT DELIVERY  
PHONE  
Blue Ball, Pa 354 4125  
Gap, Pa 442 4148

**Martin Limestone Inc.,**

## Announcing...

### The New Line Up from Kubota Tractors

★ Live Hyd. - 3 pt. Hitch ★ 12.5 H.P. to 47 H.P. ★ All Water Cooled Diesels


- |                   |                      |                      |
|-------------------|----------------------|----------------------|
| *B6100 2W/D Farm  | *L-185 2 W/D Turf    | *L-245 DT 4 W/D Farm |
| *B6100 2 W/D Turf |                      | *L-285 2 W/D Farm    |
| *B6100 4 W/D Farm | *L-185 DT 4 W/D Farm | *L-295 4 W/D Farm    |
| *B7100 4 W/D Farm | *L-245 2 W/D Farm    | *M-4000 2 W/D Farm   |
| *L-185 2 W/D Farm | *L-245 4 W/D Turf    | *M-4000 4 W/D Farm   |

### THE COMPLETE LINE OF IN-BETWEEN TRACTORS

**KUBOTA**


**TRACTORS**

**Model L285 w/ag tires** The one compact with power and pull to spare. For versatility and ease of use, this power-packed 30HP, 4-cylinder compact is hard to beat. Perfect balance, exclusive spherical combustion chamber and high grade filters are some reasons for its fine performance. Plus PTO's, standard




All Kubota tractors

**Model B6000C** . . . A complete, 12.5HP liquid-cooled, 2-cylinder diesel tractor. It's perfect for less than full scale farming. Features power take off and 3-point hitch, 8 speeds, 4-wheel drive, and a hefty hydraulic lifting system. Plus front and rear PTO's, standard



come with live hydraulics.



4 wheel drive

Many implements

**Model L245DT** Here's more traction and versatility from the new Kubota line. Rugged, yet agile four-wheel drive model with outstanding traction and great lugging power. Powered by a water-cooled 25HP, 3-cylinder diesel engine. Implements are handled with ease by the powerful hydraulic lift system. Plus PTO's, standard

**Model L185 Turf** . . . The tough, little tractor that doesn't act its size. For people who want more than a garden tractor. Powered by a 17HP quiet, but powerful diesel engine. 10 speeds, 8 forward and 2 reverse. Category 1, 3-point hitch with stabilizer. Hydraulic system easily lifts up to 1,350 lbs. Plus PTO's, standard

Stop by for a free demonstration — Tractors and implements

**KUBOTA**

85 years of customer satisfaction  
Route 419 Blue Bell, Schaeffers town  
& Cornwall, Lebanon County

**KELLER BROS. TRACTOR CO.**  
BUFFALO SPRINGS 949-6501

When Power Fails depend on  
**PINCOR**  
Electric Plants

16 KW 25 KW 50 KW

- Rated for continuous duty - 12 KW to 50 KW
- Tractor driven and automatic engine driven
- High motor starting capacities
- Slow speed 1800 RPM operation
- Heavy duty construction
- Cool running triple chain drive transmission
- Rainproof construction
- Meets NEMA codes
- Completely wired control box
- Trailer and 3 point hitch options

**HAVERSTICK BROS.**  
2111 Stone Mill Rd • Lancaster Pa  
Phone (717) 392-5722