

Home on the Range

(Continued from Page 66)

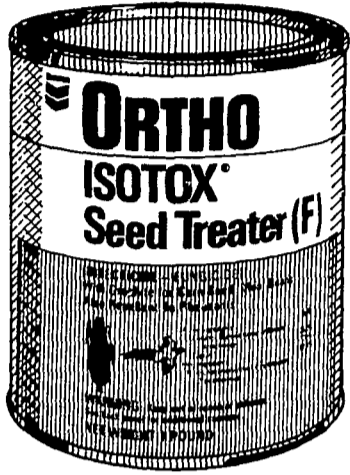
- 3 teaspoons tapioca
- ½ teaspoon salt
- 1 tablespoon sugar
- ¼ teaspoon pepper.

Do not brown meat. Place all ingredients in large casserole and cover contents with tomato juice. Bake for two to two and a half hours at low temperatures such as 275 degrees F.

Mrs. Howard Hall
Chinchilla, Pa.

XXX POTATOES O'BRIEN

- 5 or 6 medium potatoes
- 2 tablespoons butter (or oleo)
- 1 small onion, finely diced
- 1 small jar pimento, diced



STOPS BOTH SOIL INSECTS AND DISEASES.

ISOTOX® Seed Treater (F) is economical insurance against two threats, diseases and insects. There's an easy planter box treatment. This time tested product provides economical

stand insurance for corn, milo, beans as well as a variety of vegetables, melons and field crops. Drop in and see if it isn't exactly what you need.



ORTHO

Chevron Chemical Company

THE ORTHO CHEVRON AND CHEVRON DE.™ REG. U.S. PAT. OFF.

- Cracker crumbs
- 1½ cup milk
- 1 cup diced cheese
- ½ medium green pepper, diced
- ½ teaspoon salt

Cook potatoes in jackets; peel and dice. Combine milk and butter; cook until slightly thickened. Add all remaining ingredients except potatoes and crumbs. Pour sauce over cooled potatoes; pour into baking dish. Cover with fine cracker crumbs. Bake at 375 degrees for 40 minutes. Yields five to six servings.

XXX SPRINGTIME POTATOES

- 1½ pound small new potatoes
- ½ cup chopped cucumber
- 1 teaspoon salt
- ½ cup sour cream
- 1½ tablespoon chopped green onions
- 2 tablespoons sliced radishes
- Dash of pepper
- 2 tablespoons chopped green pepper

Scrape potatoes; cook for 10 to 15 minutes in boiling water. Drain. Combine remaining ingredients; heat but do not boil. Pour mixture over hot potatoes. Yield four servings.

Above two recipes by:
Claire Coombs
Gardners, Pa.

NORTHAMPTON FARM BUREAU CO-OPERATIVE ASSOCIATION

TATAMY, PA

★
FEED, SEED CHEMICALS

★
LIME AND FERTILIZER
CUSTOM APPLICATION

★
TEXACO PETROLEUM PRODUCTS
SIMPLICITY
LAWN & GARDEN EQUIPMENT

EASTON 215-258-2871

XXX HEARTY HAM AND CHEESE CHOWDER

- 4 cups cubed, boiled potatoes
- 1½ cups fully cooked chopped ham
- ½ cup chopped onion
- 1 cup shredded American cheese
- 3 cups milk
- 3 tablespoons flour
- 3 tablespoons butter
- Dash salt and pepper

Cook onion in butter until tender but not brown. Add the potatoes, ham, milk, and seasonings. Blend in flour and cook, stirring until thickened. Add cheese, and stir until melted. Serves eight.

Mrs. Allan Martin
Womelsdorf, Pa.

XXX CREAM OF POTATO SOUP

- 6 cups diced potatoes (5 large)
- ½ cup sliced carrots, or more
- 6 slices bacon
- ½ cup chopped onion
- 1 cup sliced celery
- 1½ teaspoons salt
- ¼ teaspoon pepper
- 2 cups milk
- 2 cups light cream
- Finely shredded cheddar cheese
- Parsley sprigs

Cook potatoes and carrots in water until tender. Saute' bacon until crisp; drain and crumble. Saute' onion and celery in two tablespoons bacon fat. Combine cooked vegetables, bacon, salt, pepper, milk, and cream. Simmer for 30 minutes. Do not boil. Garnish with shredded cheddar cheese and parsley. Makes about three quarts. Can be served without the cheese and parsley.

Mrs. Luke Wise
Lebanon, Pa.

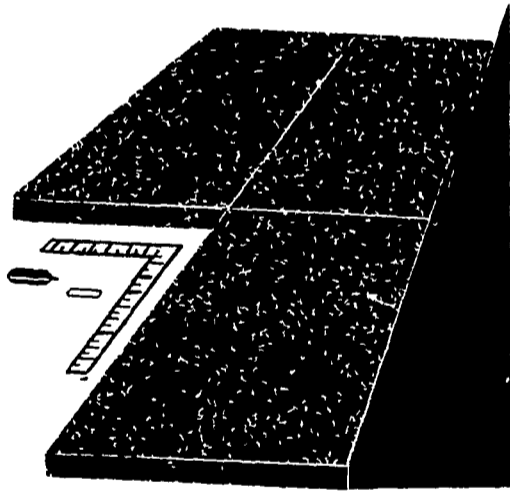
XXX POTATO SOUP

- 6 medium potatoes, well scrubbed (no need to pare)
- 1 medium onion, chopped
- 1 to 2 stems celery, chopped
- 1 to 2 carrots, chopped
- 1 to 2 tablespoons fresh parsley
- 2 tablespoons butter
- Salt to taste
- Milk (enough to cover)
- 1 cup peas, frozen or fresh

Cook vegetables in as little water as possible until nearly tender. Then add butter, salt, milk until it is "soupy," and peas. Heat until all vegetables are tender. Don't boil. For thicker broth, mix equal parts of milk and

(Turn to Page 68)

SIMPLE INSTALLATION



RED BARN rubber mats come in five standard sizes and will fit virtually any floor installation. No adhesives are required: the corners of each mat are fastened with cement nails or Ram-Set pins and washers. The 100 pound weight of each mat does the rest. Mats are easily cut and fitted — the only tools needed are a piece of chalk, a square and a utility knife. To assure dry floors and good drainage, a slope of about 3 inches per 7-½ feet is recommended. DETAILED INSTRUCTIONS FOR BOTH FREE STALL and STANCHION BARN INSTALLATIONS are AVAILABLE on REQUEST.

We have in stock:
42 x 60
48 x 72

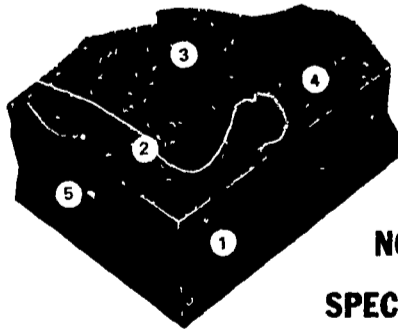
Sizes available on
Special Order:
48 x 84
60 x 60
60 x 72
60 x 84

WE DELIVER

RED BARN
Cattle Bedding Mats

Field tests, laboratory experiments and countless commercial installations show the life of RED BARN vulcanized rubber floors to be indefinite. Negligible wear is found after more than five years of constant use. Because of these facts, North West Rubber makes this guarantee:

RED BARN
Three Year
Unconditional Guarantee
and
Replacement Warranty




NOTE THESE
SPECIAL QUALITIES

1. RED BARN is the thickest mat there is, measuring over ¾".
2. Surface has a grained, pebbled texture for easy cleaning and non-slip qualities.
3. Surface is resilient for comfort, yet springs back to original form.
4. TOUGH. Each mat contains over 100 pounds of vulcanized rubber. NO WIRE, METAL OR CLOTH BONDING MATERIALS ARE USED.
5. RED BARN is non-absorbent.

VANCO SALES CO.

VAN G. HOCKER
R.D. 4, Box 300, Carlisle, Pa. 17013
(717) 776-3494
EASTERN DISTRIBUTOR OF
RED BARN COW MATS



RED BARN*

100%

**Vulcanized Rubber
BEDDING FLOORS**

Reduce or
eliminate

- BEDDING
- LABOUR
- INJURIES