


# THE SYSTEM

## "TEMPER DRY"

**YOUR GRAIN FOR PROFIT**



CMS Model—18E Temper Dries to 600 bu per hr

AB Model—12B Temper Dries to 310 bu per hr

CMS Model—14E Temper Dries to 480 bu per hr


AB Model—8B Temper Dries to 210 bu per hr

CMS Model—10E Temper Dries to 350 bu per hr

### FARM FANS

offers you a choice of 5 outstanding grain dryers—3 CMS models that utilize the exclusive continuous multi-stage principle . 2 AB models that utilize the staged automatic principle All 5 dryers are fully automatic. They cost less to buy and less to operate

NEW & USED MODELS IN STOCK




### A GSI On-Farm Storage System.

Now Priced Lower Than Ever!

GSI has the system to meet your demands An on-farm storage system that let's you harvest when you're ready and sell when the price is right. From one bin to an entire system, GSI bins are priced right!

GSI manufactures farm bins up to 60 ft diameters with capacities to 157,000 bushels Sturdy construction for maximum grain protection, with important safety features Easy field assembly



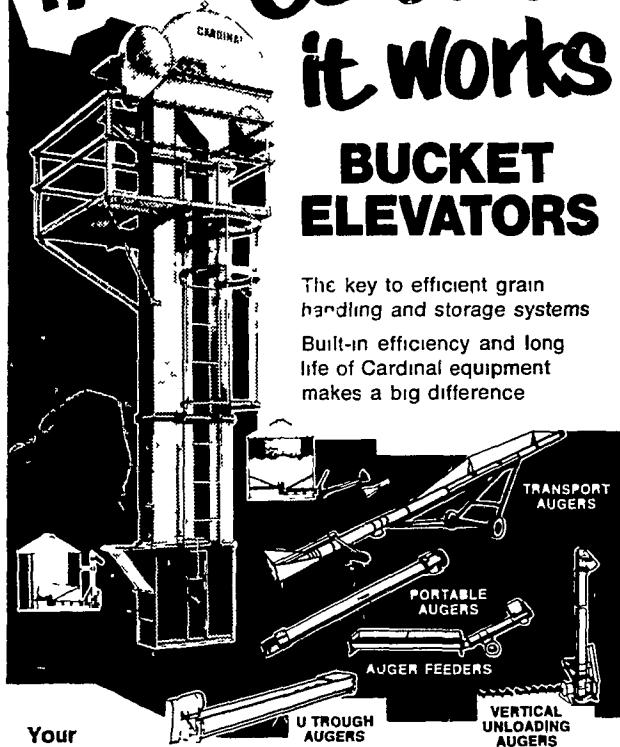
To complete the system, GSI offers an entire drying package and a full line of grain handling equipment to match your needs GSI on-farm storage systems . the profitable solution

The CARDINAL Line  
GRAIN HANDLING EQUIPMENT

if it's **Cardinal** it works

### BUCKET ELEVATORS

The key to efficient grain handling and storage systems Built-in efficiency and long life of Cardinal equipment makes a big difference

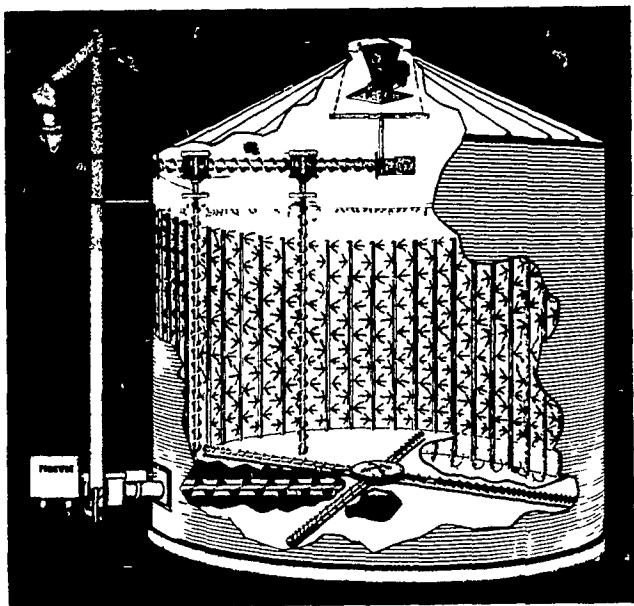


Your

**CARDINAL MECHANIZATION CONTRACTOR**

**WE HAVE THE ANSWER TO YOUR GRAIN HANDLING PROBLEM!**

**CALL US FOR AN ESTIMATE**




## SUKUP IN-BIN DRYING

### WE STOCK:

- GRAIN BINS
- FEED BINS
- PORTABLE AUGERS
- VERTICAL AUGERS
- TRANSPORT AUGERS
- V-TROUGH AUGERS
- FLEX AUGERS
- AUGER FEEDERS
- GRAIN DRYERS
- AERATION FANS
- GRAIN SCATTERS
- CHANNEL LOCK FLEX
- BIN SWEEPS
- PIPE SPOUTING
- MOISTURE TESTER
- MOTORS, BELTS & PULLEYS
- GRAIN CLEANERS

**FREE USE OF JACK IF YOU INSTALL OR WE WILL INSTALL WITH OUR NEW EASY SAFER & FASTER SIMS AUTOMATIC JACK.**



### CHANNEL-LOCK FLOORS

Channel type support gives more strength because sections fit securely together with a tight fit. Assembly is simple and easy. Floor sections are made of roll forming quality steel for strength, and are quality galvanized to help eliminate corrosion.

**CALL OR STOP BY AND LET US SHOW YOU WHAT WE HAVE TO OFFER!**

**E. M. HERR EQUIPMENT INC.**



**RD 3, SPRECHER ROAD, WILLOW STREET, PA. LANCASTER COUNTY 717-464-3321**

