

Proper fence construction builds satisfaction

MIDDLETOWN, Ohio - Fence construction takes skills which, if applied properly, will bring about deep satisfactions of a job well done. It's no secret that a properly built fence along some road frontage - or anywhere on the farm - is a source of pride for the farmer.

While a neatly erected fence might justifiably be termed a work of art, it's not difficult if you know how. The folks at Armco Steel Corporation offer some tips, as illustrated in the accompanying sketches.

Stretching the wire is important, for example, and proper methods should be

used. There are ways you can tell when the right amount of tension has been reached, as shown.

The way the staple is driven into posts may well determine how long the fence will be held in its proper place. The sketch illustrates what's wrong and what's right. Old disk blades welded to

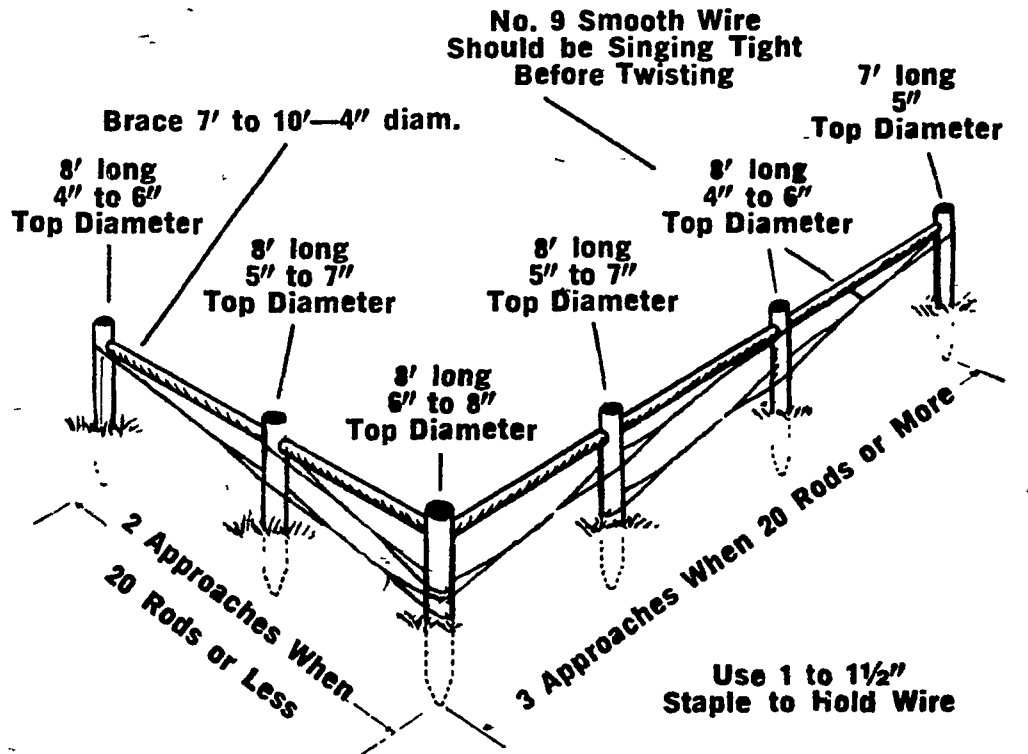
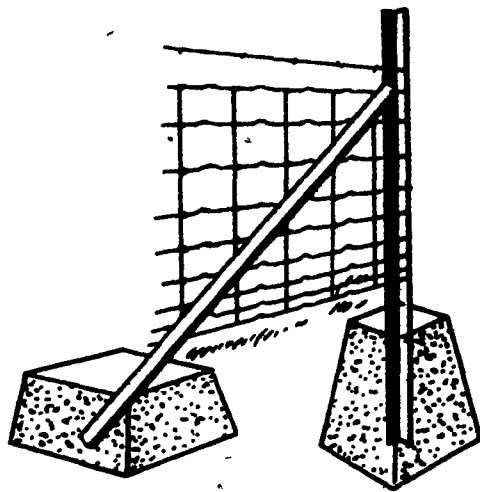

steel post ends before setting in concrete give better anchorage for corner post assemblies. The concrete base should be made biggest at the bottom to reduce the chances of frost heaving the posts out of the ground. It's also recommended that the concrete base be beneath the frost line, as shown in the accompanying drawing.

Solid corner construction is imperative to sound fence construction. A pulling force of 3000 to 4500 pounds often results on corner assemblies, so proper anchorage is a must.

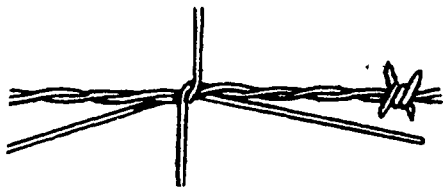
Posts should be at least 3½ feet deep and tamped solidly.

When the time comes to splice the wires, the "Western Union" splice is a good one to use, especially for barbed wire. It's done as shown in the drawing.

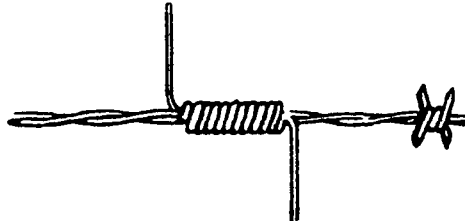
When it's all done, the farmer should have a fence which will not only last, but be a compliment to his farm as well.



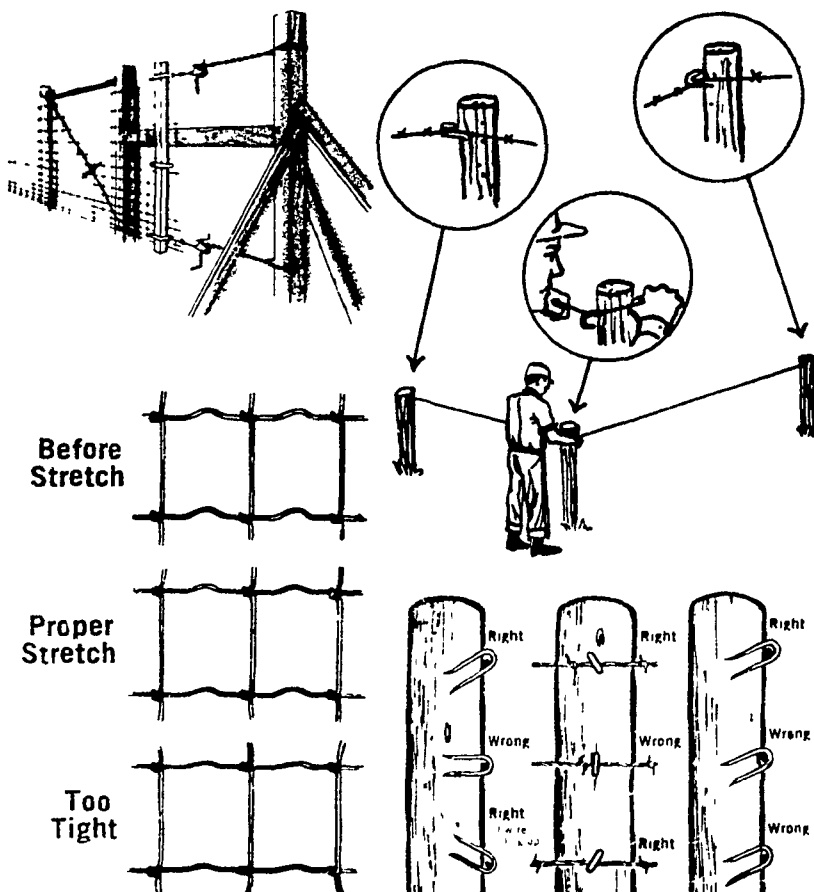
1. Start Splice



2. 1/2 Complete



3. Completed



Gear up and save on new John Deere and used equipment

- Hay Equipment
- Spreaders • Loaders
- Rotary Cutters • Farm Wagons
- Blades

That's right—now you can buy new John Deere and used farm equipment and save on hard-earned funds. For equipment for making hay... no finance charges imposed until April 1, 1978.

For other machines for use around the farm... no finance charges imposed until January 1, 1978. Stop in now and get the money-stretching details!



LANDIS BROS. INC.
Lancaster, PA
717-393-3906

M. S. YEARSLEY & SONS
West Chester, PA
215-696-2990

AGWAY, INC.
Chapman Equipment Center
Chapman, PA.
215-398-2553

ADAMSTOWN EQUIPMENT INC.
Mohnton, RD2, PA. 19540
(near Adamstown)
215-484-4391

SHOTZBERGER'S EQUIPMENT
Elm, PA.
717-665-2141

NEUHAUS'ES, INC.
R.D. 2, York, PA
I-83 Loganville Ext. 3
717-428-1953 or
235-1306

PIKEVILLE EQUIPMENT INC.
Oyster Dale Road
Oley RD2, PA.
215-987-6277

A.B.C. GROFF, INC.
New Holland
717-354-4191

STANLEY A. KLOPP, INC.
Bernville, PA.
215-488-1510

KERMIT K. KISTLER, INC.
Lynnport, PA.
215-298-3270

ROBERT E. LITTLE INC.
Zieglerville, PA.
215-287-9643

I. G.'s AG SALES
Silverdale, PA. 18962
215-257-5136