

Fall VALUES




CROFT

SAFETY GLASS!

STORM SCREEN DOOR

Has an upper glass panel and screen panel that lift in and out without use of screws. The 3 removable panels also tilt-out for easy washing and all panels interlock tightly. Comes with latch, wind check, closer. #11168.


\$37⁹⁷

12" x 24" Ceiling Tiles

Because it's economical and beautiful, this is the perfect tile for remodelers on a budget. Its soft white finish reflects light and subdues glare. Practical for any room. #11786.

9 1/2¢


Square Foot



1/2 INCH, CDX PLYWOOD
4'x8' sheet **\$9³⁹**


Countless uses for this versatile wood: paneling, dog houses, you name it. 1/2" thick, four-ply layered pine. 12192

9' x 7' 4 Section Roll-Up Garage Door



This door retains the visual appeal of paneled, sectional doors, yet saves time on installation with its 4-section construction. Highest quality springs are matched to the exact weight of the door to give a perfect counterbalance for easy opening and closing. Hardboard panels are guaranteed for life of door. #11030.

\$109⁰⁰



DALE BUNYAN 2 x 4 STUDS

69¢ Each


An economy stud, suitable for many uses. Pre-cut to standard sizes. No. 07002



Alcoa Temper Rib Aluminum Roofing

\$5⁶⁹ 8' Length #12382

#12384...10'	\$6.99
#12385...11'	\$7.77
#12386...12'	\$8.48
#12388...14'	\$9.88
#12389...16'	\$11.48



6 inch Ceiling Insulation

When used with 3 1/2" wall insulation, can save up to 25% on heating bills. #12342.

19.5¢ Sq. Ft.

#12341.. 3 1/2" ... 8 sq. ft.



ASPHALT PLASTIC ROOF CEMENT

Forms a tough moisture-proof film which expands and contracts with temperature changes and roof surface movement #10320

\$1⁴⁹ GALLON



Harvest Oak Or Sundown 4' x 8' Paneling

Either of these beautiful paneling styles will give your home that new look it's been needing. Choose the deep, rich look of Sundown or the lighter, bleached touch of Harvest Oak 1/2" thick, simulated woodgrain on plywood #12174,5

YOUR CHOICE! \$4⁸⁸



4" CORRUGATED DRAIN PIPE

19¢ Linear Ft.

POULAN



14 IN. CUT CHAIN SAW

The deluxe model — tough enough even for professional use! Precision balanced, its all-position carburetor allows it to be used upside down if necessary. Easy to handle. 14" cut. #91625

Save \$15.00 — Reg. \$159.99

\$144⁹⁹



STORALL

PICKUP TRUCK UTILITY BOX

Protect your tools and equipment from weather damage and theft. This utility box fits most wide bed pickup trucks. A must! #92402

\$84⁹⁷



White Crossback Storm Door

White acrylic finish Aluminum kickplate Pushbutton latch 3'0" wide #11130

\$45⁹⁷

No joints or soldering - this pipe bends! And it's non-corrosive. No. 24112

4 x 8 x 5/8 Inch Particleboard

Smooth & blemish-free, without knots. Makes an excellent underlayment for carpet #12259

\$5⁶⁹

Framing Lumber

2 x 4 - 10 FT., #06009	'2.19
2 x 4 - 12 FT., #06010	'2.59
2 x 4 - 14 FT., #06011	'2.99
2 x 4 - 16 FT., #06012	'3.39
2 x 6 - 8 FT., #05332	'2.21
2 x 6 - 10 FT., #05333	'2.71
2 x 6 - 12 FT., #05334	'3.29
2 x 6 - 14 FT., #05335	'4.15
2 x 6 - 16 FT., #05336	'4.51

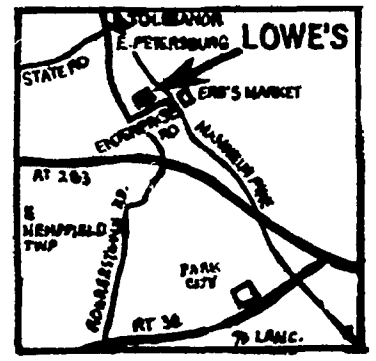
Other Widths & Lengths Available



2'6" x 3'3" Cafe Doors #10589 **\$18⁸⁸**



2'0" x 6'8" Bi-Fold Louvered Doors #10535 **\$24⁹⁵**



LOWE'S

Located 2 miles North of Park City off Rt. 72

Store Hours: Mon. & Fri.-8 to 8
Tues. & Thurs.-8 to 5:30
Sat.-8 to 4

1107 ENTERPRISE ROAD EAST PETERSBURG, PA.

PHONE 717-569-7341

