

Facts for dairymen

By Alan Bair
Assoc. County Agent
Lancaster, Pa.

How does a dairy specialist end up washing a dairyman's bulk tank? I'm still not sure how it happens, but while Steve Spencer and I were at a farm recently to check out a mastitis problem, Steve ended up washing the tank.

It's fairly safe to say that most high bacteria counts are the result of dirty equipment. A high bacteria count may or may not be associated with a mastitis problem. The farm that Steve and I were working on had two separate and unrelated problems - dirty equipment and a mastitis problem.

Failure to practice proper sanitation for farm bulk tanks is causing more raw milk quality problems. Every bulk tank should be washed and sanitized each time it is emptied. Apparently, this does not always happen during Spring and Summer months. A thorough rinse job may look satisfactory, but the result is spoiled milk and consumer complaints.

Most farm bulk tanks can be manually washed using only a gallon or two of concentrated solution. Use a plastic or rubber pail and two to four ounces of chlorinated cleaner per gallon of water. Soak the entire tank surface using a bulk tank brush, then scrub covers, walls, agitator and valve.

If you are using an automatic tank washer you are not immune to dirty tank problems. For circulation cleaning use about one ounce of cleaner per gallon of hot

water. Circulate at 120 degrees F. or warmer at the end of the cycle for about 10 minutes.

Rinse with a hose to which an acid dispenser is attached. It should meter in about one ounce per five gallons of water to prevent a white film.

Sanitize your bulk tank before the first milking. Use a hose and sanitizer meter to provide chlorine at 200 ppm or iodine at 25 ppm.

The particular problem on the farm mentioned earlier was brought about by a busy dairyman trying to do a 10 minute job in five minutes with half the cleaning compound. A classic example of "the hurriedier I go the behinder I get!"

Do not neglect your bulk tank. Wash and sanitize it on a regular basis - each time it is emptied.

Lancaster Co. DHIA

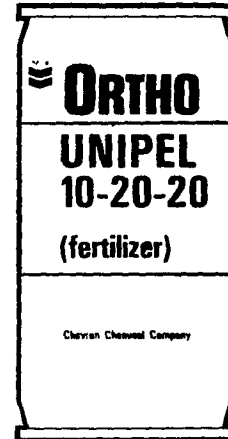
(Continued from Page 95)

Luke Ray Zimmerman	28	GrH	7-11	300	22,328	3.2	715
John F. Petesheim	7	RH	10-0	288	17,826	4.0	715
Roy C. Neff	Susan	RH	4-11	305	16,770	4.3	713
	Alice	GrH	5-7	305	19,137	3.7	711
Amos B. Lantz	Jill	RH	2-3	305	20,184	3.5	711
Aaron K. Stoltzfus	Starz	RH	3-11	305	17,699	4.0	711
James D. Shertzler	432	RH	4-9	305	16,311	4.4	711
Marvin Reiff	Sally 32	RH	8-9	305	18,692	3.8	710
Warren F. Bollinger	40	GrH	—	305	19,774	3.6	709
William H. Douts	Cinders	RH	8-9	305	15,313	4.6	708
Melvin H. Ranck	Pansy	GrH	8-0	305	18,564	3.8	707
Donald B. Trimble	59	GrH	6-4	305	18,373	3.8	707
John L. Landis	109	GrH	4-11	305	17,779	4.0	707
Reuben L. Stoltzfus	Joan	GrH	6-11	305	16,122	4.4	706
John E. Kreider	Freckle	RH	3-2	305	19,044	3.7	705
John B. Groff	Lady	RH	4-1	296	17,698	4.0	704
J. Nelson Sangrey	Ruthie	GrH	5-6	305	22,427	3.1	700
Stephen J. Stoltzfus	Selena	RH	6-3	305	17,044	4.1	699
Tein Oaks Farms	152	GrH	4-6	288	16,974	4.1	699
Aaron M. Fisher	Dusty	GrH	4-0	305	16,952	4.1	698
Aaron E. Beiler	Tricia	RH	5-4	285	18,476	3.8	697
Jonas O. Sensenig	18	GrH	4-10	305	14,050	5.0	697
Donald M. Eckman	20	GrH	3-6	305	18,411	3.8	695
James G. Kreider	98	RH	3-5	305	17,376	4.0	695

Robert F. & Joan B. Boak	Pat	RH	2-7	295	19,392	3.6	693
David W. Bitler	Lass	RH	10-3	285	18,922	3.7	692
Lester J. Wiker	Vickie	GrH	8-6	305	15,280	4.5	692
Ray & Linda Geissinger	Arlene	RH	3-9	288	17,484	4.0	691
Harvey E. Heller	8	GrH	3-10	305	17,397	4.0	691

(Continued on Page 97)

FERTILIZE Your WHEAT With ORTHO UNIPEL FERTILIZER



- UNIFORM COATED PELLETS — for even drilling
- CLEAN AND EASY TO HANDLE will not clog up drills
- CONTAINS FAST ACTING AND LONG LASTING NITROGEN AND PHOSPHORUS
- HIGH ANALYSIS — less handling and fewer stops while planting

OTHER ANALYSIS AVAILABLE
20-10-10 13-34-10 16-16-16 10-10-30

AVAILABLE IN BULK OR BAGS

CALL TODAY AND PLACE YOUR ORDER

P. L. ROHRER & BRO., INC.

SMOKETOWN, PA Phone Lanc. 717-299-2571

HOG PRODUCERS!

Get Top Price for
Your Hogs at
New Holland




Sold in sorted lots the auction way See them weighed and sold and pick up your check

SALE EVERY MONDAY 8:00 A.M.

NEW HOLLAND SALES STABLES, INC.

Phone 717-354-4341
Daily Market Report Phone 717-354-7288
Abe Diefenbach Manager

GREAT SILAGE



It takes enough of the right bacteria to make it happen. That's why you should use SILA-BAC™ brand silage inoculant... a bacterial culture developed by Pioneer Hi-Bred International researchers University tested, low cost, easy and safe to apply.

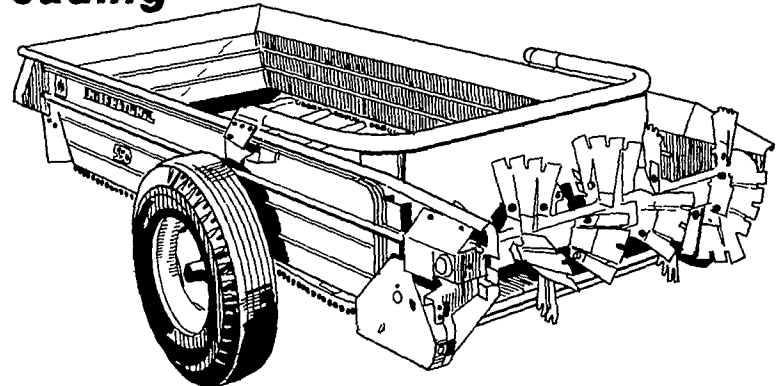
See or Call:
**YOUR
PIONEER
SALESMAN**



SILA-BAC™
BRAND
SILAGE INOCULANT

TM Trademark registration applied for

**Bear claw paddles
assure fine
shredding, even
spreading**



International 500 Series Spreaders

You're sure to find the spreader you need in this big International line-up of 6 high-performance models. The single-beater unit has high-strength spring-steel paddles with staggered cutting "bear claws" to tear and shred packed and frozen chunks thoroughly, then spread material into the pattern you prefer. Extremely simple, yet highly effective.

- Sizes from 148 to 313 cu ft capacities (rated heaped boxes)

- A-frames extend back to wheels, prevent box twisting and jerking
- Corrosion-resistant steel box sides on 4 smaller models guaranteed for the life of the spreader
- High-quality, high-strength pintle chain used on aprons
- Slurry pans and hydraulic endgates available for liquid-type manures
- Optional upper beaters and upper spring bars boost spreading efficiency

WE HAVE ALL MODELS IN STOCK, READY FOR IMMEDIATE DELIVERY. EASY FINANCE PLANS AVAILABLE!

WAIVER OF FINANCE PLANS...

WAIVER OF FINANCE
TIL JUNE 1, 1978
NOW AVAILABLE ON
NEW AND USED
IH COMBINES!

WAIVER OF FINANCE
TO MARCH 1, 1978
ON NEW & USED
TRACTORS —
SEE US FOR DETAILS!

WAIVER OF FINANCE
TIL MARCH 1, 1978
ON NEW & USED
HAY AND
FORAGE EQUIPMENT

**THE RIGHT
CONNECTION**

**SWOPE & BASHORE
INC.**

Frystown, RD 1, Myerstown, PA 17067
717-933-4138