

Homemakers can create flowers from ribbon

By JOYCE BUPP
York Co. Reporter

BAIR - "One of the purposes of these meetings is to train leaders of the homemakers groups in the county. They take their newly acquired skill and teach it to a meeting of their members. That in turn helps them to be more at ease in

learning how to speak in front of groups," says A. Joan Lamberson, York County Extension Service home economist.

Mrs. Lamberson organized the leader training program on floral design held on September 21 at the county 4-H center near Bair. Teacher of the

seminar, the first of several scheduled during upcoming months, was Mrs. Russel Fuhrman, 324 Lexington Street, York.

Mrs. Fuhrman has worked with flower arranging for the past 25 years, spending 15 of those years operating a florist shop. She now specializes in teaching and

has instructed the adult evening classes at the York County Vocational-Technical School for three years.

"I've had no real professional training," emphasizes Mrs. Fuhrman. "Actually, I just sort of 'fell' into floral design."

About 35 homemaker leaders attended the four-hour seminar, bringing with them a variety of fresh flowers and equipment for on-the-spot arranging experience.

Mrs. Fuhrman first taught the method of creating a spray of flowers made from satin ribbon. For variety in texture and colors of the finished product, the flowers can also be constructed using delicate fabrics, such as organdy or dotted swiss. Leaves for the floral spray are made in the same fashion, using green colored ribbon or material.

Each petal is fashioned from a square of ribbon. For her demonstration, Mrs. Fuhrman chose number 9

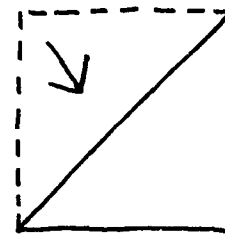


Fig. A



Fig. C

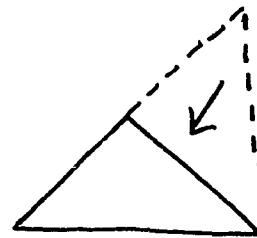


Fig. B




Fig. D

ribbon, which is about four inches wide. Fold the square into a triangle (Fig. A.), then again into another triangle (Fig. B.). With the rough edges at the bottom, loosely pleat the bottom of the triangle (Fig. C.). Holding the bunched ribbon firmly between your fingers, wrap

(Continued on Page 54)

CALL US FOR "ON-THE-SPOT" FARM TIRE SERVICE

IN-THE-FIELD
AT-THE-FARM
ON-THE-ROAD

Our fully equipped farm service trucks and skilled repairmen bring you fast on-the-spot tire REPAIRS REPLACEMENTS and HYDRO FLATION

WHEN AND WHERE YOU NEED IT


Our trucks are radio controlled for faster service when you need it!

SWEIGART TIRE SERVICE

Formerly Sweigart Firestone

677 W. HIGH ST.
MANHEIM, PA

PHONE 665-2258
HOME 665-3603




KUBOTA fills the tractor gap!

Not too big to loaf.
But not too little to work!

KUBOTA TRACTORS



The in-between tractors unmatched for economy and adaptability!

Powerful liquid-cooled diesels for low maintenance and longer life. All Kubota tractors come with these standard features: live hydraulics, 3-point hitch, and front and rear PTO's.





Model B6000E. With 35 20 cu in. of diesel power, this 2-wheel drive little tractor can really perform

Model B6000C Perfect for less than full scale farm work. Powerful 35 20 cu in., 2-cylinder engine, 4-wheel drive




Model L175T. More than a garden tractor! Versatile 10-speed transmission, 8 forward and 2 reverse 17HP diesel engine

Model L225 Rugged 24 HP, 3-cylinder diesel. Takes implements for mowing, plowing, cultivating, hauling, digging, snow throwing and loading



Model L225DT. Packed with big tractor features 4-wheel drive powerful 24 HP engine standard 3-point hitch 10-gear transmission and more

Model L285 The rugged 30HP 4-cylinder compact with power and pull to spare. Ideal for small farm, highway, golf course and landscape maintenance



Let us show you all the big tractor features.



85 years of customer satisfaction

FARMERSVILLE EQUIPMENT INC.

RD 4, Ephrata, PA

717-354-4271

STORE HOURS: MON. THRU FRI. 7:30 TO 5:30 - SAT. 7:30 TO 3:00


LANCASTER SILO CO. INC.

2008 HORSESHOE RD.

2436 CREEKHILL RD.

LANCASTER, PA. 17601

SUPREME BATCH MIXER



Heavy duty mixing augers mix feed quietly and efficiently in minutes. Speeds feeding where several batches are required in the operation.

Model 7004 - Batch Weigher Specification

Overall Dimensions	108" L x 60" W x 68" H
Height of discharge from floor	17 inches
Empty weight of unit - less motor	1800 lbs
Hopper Dimensions	96" L x 54" W x 40" Deep
Mixing Capacity 75 Cu. Ft.	60 bushel
Mixing Capacity (material at 25lb/Cu. Ft.)	1875 lbs
Mixing Capacity (material at 30lb/Cu. Ft.)	2250 lbs
Approx. Mixing Time	1-3 min
Recommended Horsepower	5
Bottom Mixing Auger	16 inch-heavy duty
Top Mixing Augers	12 inch-heavy duty
Drive	V-Belt, Chain and Sprocket
Solid State Control	Accurate to within 1/4 of one percent

Contact US For Details:

Ken Groff (Sales)
Office 299-3722
Home 687-6668

Larry Hiestand
Office 299-3721
Home 273-7394