

Agromatic

AN OLD NAME WITH A NEW MEANING FOR YOU

- MANURE PUMP
- SILO UNLOADERS
- FEED CONVEYORS
- TRAVEL FEEDERS
- BARN EQUIPMENT
- WATER BOWLS
- HOOF TRIMMING STALL
- COW MATS

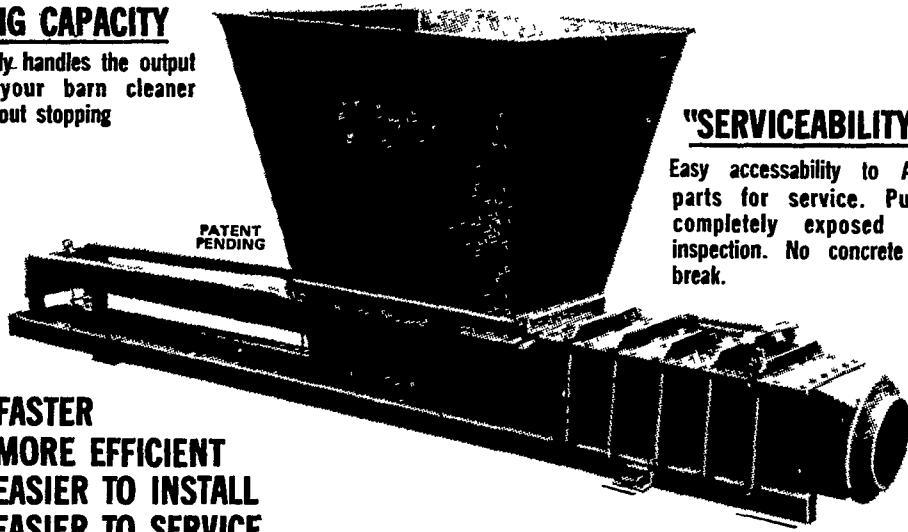
THE

Agromatic

MODERN HYDRAULIC MANURE PUMP

BIG CAPACITY

Easily handles the output of your barn cleaner without stopping




"SERVICEABILITY"

Easy accessibility to ALL parts for service. Pump completely exposed for inspection. No concrete to break.

- ★ FASTER
- ★ MORE EFFICIENT
- ★ EASIER TO INSTALL
- ★ EASIER TO SERVICE

SUPER EFFICIENCY

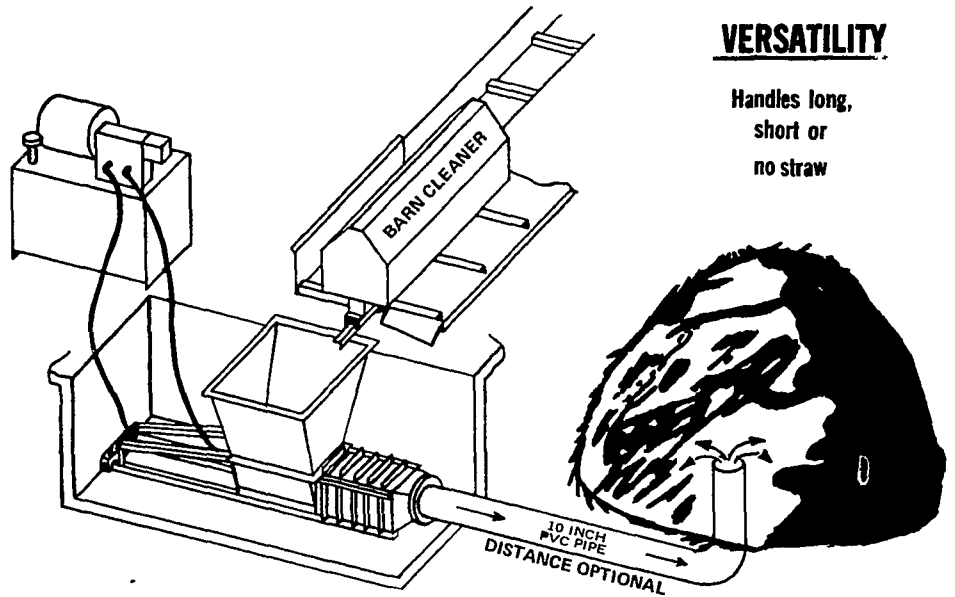
- A. Big 12" square plunger.
- B. Big 12" square check valve.
- C. Enjoy advantages with 10' underground pipe.
- D. Positive movement of all materials assured.
- E. Adjustable stroke (from 6-12 per minute).
- F. Pump a big 12 cu. ft. of manure per minute.



The large 12" x 12" plunger is designed to move 12 cubic feet of manure per minute. Angle iron guide assures perfect head alignment.


VERSATILITY

Handles long, short or no straw



The modern Hydraulic Manure Pump by Agromatic works like the old reliable hay baler with square plunger.

WATER WATCHER



PUT A RITCHE FOUNTAIN IN CHARGE OF YOUR HERD'S WATER.

Ritchie fountains keep plenty of water in front of your cows, day in, day out...automatically.

Big-throat, rust-free valves dish it out fast, and Ritchie's reliable heating system keeps water ice-free on the coldest winter days.



With the CD-50 epoxy finish over heavy-gauge galvanized steel, Ritchie premium fountains are standing up to many more years of abuse from livestock and weather.

Why take chances on an old watering system? There's a Ritchie fountain that's right for your operation.

Relax...

Ritchie.

waters 'em right.



GLASBORD — For Walls and Ceilings

Glasbord is a semi-rigid, fiber glass reinforced plastic panel available in 4' x 8' sheets and 4' x 45' rolls. It is ideal for use in milking parlors, dairy barns or any other farm building where sanitation and ease of cleaning are important.

- Mildew-proof, rot-proof • easy to clean • unaffected by animal waste
- will not harbor bacteria •

WEAVERLINE'S BATTERY POWERED FEED CARTS



TIME PROVEN OVER THE YEARS

For simple, trouble-free feeding action, you can't beat the Weaverline battery powered feed cart. Fingertip control and the automatic safety clutch make it both safe and easy to maneuver. It's available in 24- or 30-bushel models to suit your specific needs.

RYDER SUPPLY CO.

R.D. 8, P.O. Box 219
Chambersburg, Pa.
Phone: 717/263-9111

Barn and Feed Lot Equipment