


COMPLETE GRAIN HANDLING EQUIPMENT

BROCK
FEED BINS
& GRAIN BINS


CARDINAL
BUCKET ELEVATORS AND
AUGER EQUIPMENT

FARM FAN
GRAIN DRYER, AERATION
AND IN-BIN DRYING




CARDINAL 6" & 8" TRANSPORT AUGERS IN STOCK NOW

More Capacity for Stepped-up Grain Handling



Standard Lengths 26', 31', 36', 41', 46', 51', 56', Electric Motor or P.T.O. Drive


INTAKE DRIVE



Adjustable Intake Control
Standard Equipment

Drive from power source is through 1-1/16" steel short shaft to RC60 roller chain and steel sprocket assembly in the transmission housing at the "boot end" of the auger. Heavy duty ball bearings are lubricated for life and sealed.

INPUT AUGER FLIGHTING is extra heavy, 3/16" thick, for increased wear life. The O.D. of this flighting is 1/2" larger to increase capacity due to less material roll-back.



ELECTRIC MOTOR DRIVE includes heavy duty gear box, 3-groove drive pulley and adjustable motor mount.

GASOLINE ENGINE DRIVE includes heavy duty gear box, 2-groove drive pulley and adjustable engine mount.


AERATE YOUR GRAIN ONE OF TWO WAYS

CHANNEL LOCK FLOORING
20% MORE DRYING EFFICIENCY
WITH AIR-FLOW CHANNEL-LOCK FLOORS



CRIMPED FLASHING

The galvanized steel flashing is crimped for strength and gives the sweep wheel of the bin unloader more gripping power. The flashing is perforated for maximum air flow. Standard type with slits will also be furnished.

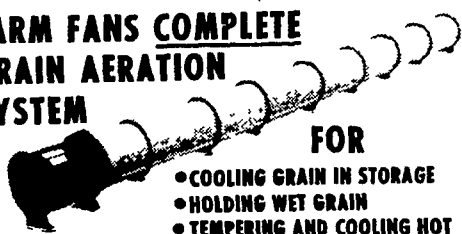


CHANNEL-LOCK FLOORS

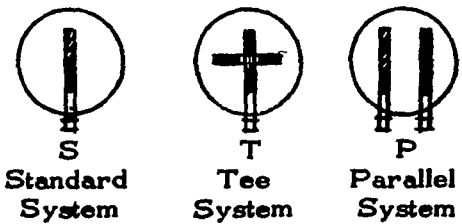
Channel type support gives more strength because sections fit securely together with a tight fit. Assembly is simple and easy. Floor sections are made of roll forming quality steel for strength, and are quality galvanized to help eliminate corrosion.

ALL AERATION EQUIPMENT IN STOCK


FARM FANS COMPLETE GRAIN AERATION SYSTEM




ROUND BINS



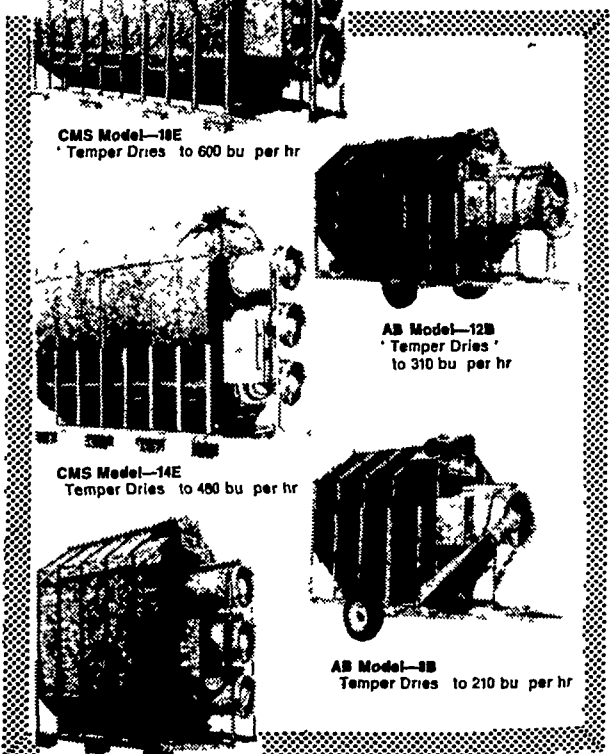
FLAT STORAGE



CONVERTED CRIBS



"TEMPER DRY" YOUR GRAIN FOR PROFIT



CMS Model—18E
Temper Dries to 600 bu per hr

AB Model—12B
Temper Dries to 310 bu per hr

CMS Model—14E
Temper Dries to 480 bu per hr

AB Model—8B
Temper Dries to 210 bu per hr

CMS Model—19E
Temper Dries to 350 bu per hr

FARM FANS

offers you a choice of 5 outstanding grain dryers — 3 CMS models that utilize the exclusive continuous multi-stage principle... 2 AB models that utilize the staged automatic principle. All 5 dryers are fully automatic. They cost less to buy and less to operate.

WE SELL, SERVICE AND INSTALL

FULL LINE PARTS DEPARTMENT



E. M. Herr Equipment, Inc.

R.D. 3 Sprecher Road Willow Street, PA

Lancaster Co.

717-464-3321

