

# There's no 'horsing around

By KENDACE BORRY  
LANCASTER, Pa. - How do about 150 horse 4-H members get ready for a county roundup? What special things are done to prepare your horse and yourself to get ready for that big show where you compete

against all the other county members to find out just how good a horseman you are? Several 4-H'ers talked this past week telling just what they were doing to get ready. Lashon Bussell, Manheim, a 16-year old member of the Boots and Saddles 4-H Club,

spoke on her technique of washing her quarter horse, Jet Miss Bandera. Since 30 per cent of the grooming and showmanship class is judged on grooming, she believes it is very important to have her horse as clean as possible.

The first thing Lashon does is hose her horse down with cool water. She starts at the front legs, works up over the horse's body, and down over the back of the horse, finishing with the tail and back feet.

Next, she starts to shampoo her horse. She uses a commercial horse shampoo on the body, and a baby shampoo on the horse's head. Shampooing is started on the front of one side, and the horse is lathered up completely on that side. The shampoo is applied directly onto the horse, and scrubbed in with a soft scrubbing brush. Some special places to scrub really hard on a horse looking for dirt are the elbows, knees, hocks, and between the front legs.

After the horse is completely scrubbed on one side, Lashon rinses that side off. "If you lather the whole horse at once"; she explained, "the soap will dry on the horse which isn't too good. But by doing one side

at a time, you can wash the soap and dirt off quickly." A good, thorough rinse is given to the horse to make sure that all the soap and dirt is off the horse. A sweat scraper, a 12 inch long, thin, curved piece of metal, is used to make sure all the soapy water is removed from the horse.

The lathering and rinsing process is repeated on the other side of the horse. Extra attention is paid to the white colored areas of the horse. These, when properly scrubbed, should appear to be pinkish in color. That is a sign they are clean.

The mane and tail need extra care. Although Lashon uses the same shampoo, she scrubs very thoroughly at those places to be sure that she gets beneath the hair to clean out any dandruff or loose dirt. The mane and tail areas are too rinsed with the hose.

A wet sponge is used to wash the head. When the head is thoroughly wet, Lashon applies the baby shampoo onto her sponge and proceeds to wash the face. Being careful around the ears and eyes is stressed because soap can cause irritations in those sensitive spots. Inside the ears, and



Ginny Ruhl, 11, clips her pony's mane, making sure the pony looks trim and neat.



Busily scrubbing away at cleaning their tack, Pam, Donna, and Lori Sammons know their equipment will be ready for the show.

around the nose and mouth of the horse are wiped with a washcloth. One place to check on the head for hidden dirt is under the chin, a place some judges check, Lashon noted.

After the head is washed and then thoroughly rinsed, a clean fluffy towel is used to dry it. Then the hooves are washed.

To clean hoof, a wire brush is used the scrub off all the caked dirt. The bottoms of the feet are also "hoof-picked" clean.


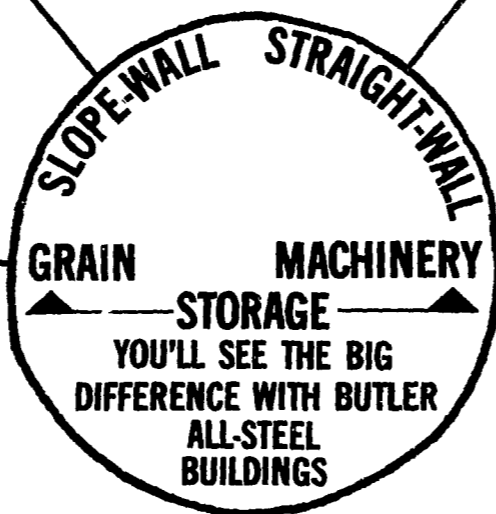


Now the horse should be sparkling clean and quickly beginning to dry. Lashon stated that she brushes her horse while it dries, and wraps the legs and tail as soon as they are dry enough

Sue Ba Hill Princ condition

to allow her keep her h as possible. around the horse's m ears, and .

## Butler Formated Buildings

## SEE BEFORE YOU BUY



SUMM JUBILI

CALL FOR MORE DETAILS.....

BUILDERS FOR THE FARMER WHO'S IN

C & M SALES INC.  
R.D.#1  
Honesdale, Pa. 18431  
Phone 717-253-1612

FARMILL CONSTRUCTION  
Soudersburg, Pa. 17577  
Phone 717-687-7659

KNOXVILLE CONSTRUCTION  
Knoxville, Pa. 16928  
Phone 814-326-4188

AL MAUER  
P.O. Box 78  
Cambra, Pa. 18611  
Phone 717-864-3135

W.R. MOODY, CONTRACTOR  
113 Walnut Lane  
West Newton, Pa. 15089  
Phone 412-872-6804

ROYER'S FARM SERVICE  
R.D. #1  
Winfield, Pa. 17889  
Phone 717-837-3201

GLENN M. ST.  
R.R. #1, Cash Va  
Cumberland, Mc  
Phone 301-77

A.E. ENGEL, INC.  
P.O. Box 216  
Marlton, N.J.  
Phone 609-983-4404

KAFFERLIN SALES & SERVICE  
R.D. #2  
Union City, Pa. 16438  
Phone 814-438-3180

ORVILLE MACK  
P.O. Box 47  
Nazareth, Pa. 18064  
Phone 215-759-1331

LEROY E. MYERS, INC.  
Route #1, Box 163  
Clear Spring, Md. 21722  
Phone 301-582-1552

O.A. NEWTON & SON CO.  
Bridgeville, Delaware 19933  
Phone 302-337-8211

D.E. SMITH, INC.  
Mifflintown, Pa. 17059  
Phone 717-436-2151

SUNNY MEAL  
R.D. #3, Box 4  
Altoona, Pa. 16  
Phone 814-944