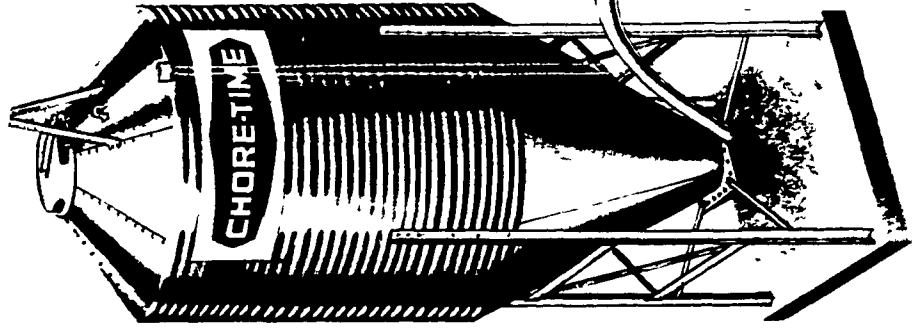


# CHORE-MATIC®

# The Complete System Plus ♦♦♦



### FLEX AUGER supply system

Compete adaptability and greater efficiency through advanced design. These are the hallmarks of the Flex Auger System. A system that has earned the reputation of being the best means ever devised for feed conveyance.

### ADAPTABILITY

The ability to convey feed in any direction makes the Flex Auger

extremely adaptable to most any type poultry house, small or large, one or more floors.\* The feed conveying tube is easily mounted up and out of the way of men and machinery. It can be supplied in any length needed... up to 250 feet.

### EFFICIENCY

Capable of delivering up to 2400 pounds of feed per hour with a one horsepower motor operating at 328 RPM's, the Flex Auger Supply

System has the lowest operational cost. Feed is kept fresh in a closed tube and feed consistency is not impaired, due to the cradling action of the Flex Auger.

### ADVANCED DESIGN

Eliminating many of the problems found in other systems, the Chore-Time Flex Auger makes possible

new standards of profit, productivity and performance. The advanced design of the spring-steel auger, obsolesces linkage conveyors, with their wear and breakage problems. It eliminates cross-over and corner problems. It's the single, one-piece straight-line auger that doesn't wear out, doesn't break and doesn't need adjustment.

### Round pan feeding system

MODEL C FEED PAN. Special contoured bottom and self-leveling feature keeps feed evenly distributed. Adjustable feed level tube permits any desired feed level of most any type feed. Unique feed

### Power Lift Suspension System

CEILING SUSPENDED. Feeder lines can be raised or lowered with the flip of a switch, permitting quick and easy pan height adjustment for feeding any size bird. The heavy duty Power Lift will raise or lower Chore-Matic feeder lines up to 550 feet in length quickly and effortlessly. If so desired, the portable power unit can be used for raising all feeder as well as waterer lines.



... saving ring steps loss of feed by raking. This system allows the birds to climb up all feed virtually eliminating head waste. Strong wire grill divides feeding space for all centers and keeps bird off pan. Gives positive floor feeding for straggling birds.

SHERMANTINE FEEDING. Simple. Dependable. Trouble free. No corners or draws which cause trouble. Times up to 50 feet in length separate perfectly. Lines can be adapted to your particular specifications. Feeder lines are required per house, providing more space for many birds.


ESSENTIALS OF MODEL BIRDS. Tests by 400 birds, 14 diameter Model C pan, 1500 lbs. power feeding, 5000 pan rough breaks, 100 lbs. feed, 1000 lbs. rough breaks, 1000 lbs. feed, 1000 lbs. rough breaks, 1000 lbs. feed, 1000 lbs. rough breaks. For details and features, see 2-11-11 page 10.

### Model C Feeder Pan Cut-A-Way

1. Feed trough
2. Cut-A-Way Auger
3. Self-aligning Support
4. Wire Grill
5. Feed Level Tube
6. Feed Saver Ring
7. Feeder Pan

\*Multiple floors?

One Flex Auger!




If your houses have more than one floor, feed can still be delivered with only one Flex Auger. The system adapts easily and works with its customary efficiency.

• SALES

• INSTALLATION

• SERVICE



RD4 EPHRATA, PA 17522  
(FARMERSVILLE)

PHONE  
BUS. 717-354-4271