

## Lancaster Co. DHIA

(Continued from Page 91)

Twin Oak Farm							
100	GrH	3-11	305	20,339	3.6	723	
156	RG	7-10	288	17,503	4.0	704	
Aaron S. Glick & Sons							
50	RH	4-8	305	17,410	4.2	723	
64	RH	6-9	305	17,091	4.0	689	
34	GrH	6-5	305	17,618	3.9	683	
11	RH	5-3	305	18,401	3.7	679	
B. Robert Charles							
Beauty	GrH	4-5	305	18,759	3.8	722	
Jane	RH	4-1	305	15,283	4.3	655	
Donald B. Trimble							
Alona	RBrSw	9-7	305	17,424	4.1	720	
Melvin L. Beiler							
Bubbles	RH	3-4	305	16,850	4.2	720	
Paul H. Krantz							
Liz	GrH	6-9	305	19,273	3.7	719	
Sally	RH	7-6	305	20,448	3.3	673	
Jan	RH	9-3	305	16,922	3.9	655	
Noah Kreider & Sons							
342	GrH	4-4	305	18,312	3.9	719	
Isaac K. Eby							
Patsy	RH	3-7	305	16,180	4.4	719	
Paul H. Rohrer							
45	GrH	7-5	303	18,721	3.8	715	
Sunny Craft Farm							
Lucille	RH	7-11	305	18,714	3.8	715	
Josie	RH	3-3	305	17,841	3.8	676	
Harold G. Shelly							
Tiny	RH	3-1	305	16,945	4.2	713	
Gay	RH	3-1	305	16,436	3.9	645	
David B. King							
Hilda	RH	8-6	305	19,506	3.6	709	
Jay L. Ranck							
Kay	RH	5-5	305	23,712	3.0	707	
Edna	RH	4-9	305	16,877	4.1	687	
Stephen J. Stoltzfus							
Sally	RH	4-3	305	17,397	4.1	707	
Ephraim S. Stoltzfus							
Freda	GrH	5-11	305	16,326	4.3	707	
Melvin J. Martin							
Teresa	RH	4-7	305	16,753	4.2	704	
Vicki	RH	3-2	305	17,314	3.8	654	
James F. Brubaker							
21	GrH	2-5	305	18,214	3.9	703	
Clair L. Hoover							
33	GrH	6-9	305	16,095	4.4	703	
Britain Acres Farm							
28	RH	9-10	305	25,212	2.8	701	
Robert H. Kauffman							
Elaine	RH	7-4	293	15,296	4.6	700	
David L. Landis							
Midget	RH	3-6	305	14,760	4.7	700	
Arthur D. Wenger							
Hope	RH	4-7	305	17,484	4.0	699	
Glenn M. Miller							
Eden	RH	7-10	305	19,815	3.5	698	
Marie	GrH	7-5	305	17,115	4.0	682	
Wm. G. Kraybill							
Laurel	RH	7-5	305	16,587	4.2	698	

Elam J. Stoltzfus							
Julie	RH	6-6	305	20,865	3.3	697	
Earl N. Landis							
Sharon	RH	9-8	305	19,576	3.6	697	
J. Mowery Frey Jr.							
Balerin	RH	3-9	300	15,202	4.6	697	
Springarden Farm							
Jackie	RH	7-4	305	21,548	3.2	689	
Tammy	RH	3-10	295	16,602	4.0	660	
Amos F. Miller							
Freddie	RH	7-3	305	17,665	3.9	696	
Ray & Linda Geissinger							
Dutch	RH	3-5	305	16,312	4.3	696	
Maurice F. Welk							
Becky 2	RH	4-8	305	19,007	3.6	693	
Weidler Grube							
Belle	RH	4-2	305	20,209	3.4	691	
Albert Breneman							
Irene	RH	8-4	305	19,265	3.6	691	
John B. Stoltzfus Jr.							
Violet	GrH	4-5	305	18,969	3.6	691	
Dream	GrH	4-11	305	17,394	3.9	684	
Paul N. Brubaker							
82BS	RBrSw	6-9	305	17,663	3.9	691	
125	RH	5-0	305	18,874	3.6	678	
Wilmer L. Shertzer							
87	RH	8-9	305	15,933	4.3	691	
Adin Oberholtzer							
Jamie	RH	6-10	305	16,102	4.3	690	
Warren F. Bollinger							
17	GrH	3-3	305	18,370	3.7	685	
Masonic Homes Farms							
Fange 27	RA	4-11	305	18,118	3.8	685	

Stephen J. Stoltzfus							
Mandy	RH	3-5	305	16,062	4.1	685	
J. Clayton Charles							
Ada	RH	5-5	305	16,338	4.2	684	
Edwin W. Shirk							
11	GrH	6-5	305	18,388	3.7	682	

(Continued on Page 93)




**GROFF'S HOME DRESSED MEATS**  
*Beef*  
*For Your Freezer!*

GROFF'S ALSO OFFERS COMPLETE FACILITIES FOR CUSTOM BUTCHERING OF PORK AND BEEF DONE TO YOUR SPECIFICATIONS!

Also CUSTOM CUTTING AND SMOKING  
**HAMS - BACON BOLOGNA**

**GROFF'S MEATS**  
In Our 102nd Year

## John Deere 60-hp 2440



Hard to stump... tough to label



Here's a John Deere Tractor that's really "hard to stump." The 2440 can take on most hitch-mounted, drawn, or PTO-machine jobs — and tackle them all with such authority that it's nearly impossible to label the 2440's single specialty. Truth is, this 60-hp performer is a specialist — a specialist at nearly all jobs.

A "live" PTO, draft-sensing 3-point hitch, superb closed-center hydraulics, and an 8-speed transmission with built-in shuttle shift qualify this 2440 for nearly any farming job.

Enviably torque reserve, high-power hydraulics, and a full range of speeds without "gaps" let you command every job for maximum efficiency and utmost performance.


Stop in today and see this full-scope 2440 Tractor — few jobs on your farm will "stump" it.

## Max-Emerge™ Planters feature Tru-Vee™ openers for best seed/soil contact



Tru-Vee earns its name from sharply-angled disks that cut a narrow V in the soil. The V traps seed in optimum contact with firm soil to reduce air pockets. Result? An optimum environment for germination and emergence.

## Tune in peace of mind with this low-cost John Deere Monitor




John Deere's Regular Monitor provides rate-sensitive monitoring for 300 to 800 seeds per minute for each row. Console lights flash on to warn you of underplanting — not just total plugging. All lights come on for a check when you raise or stop the planter.

TRY A CLASSIFIED AD!



## FARM-TRUCK-PASSENGER



THE AMERICAN MICHELIN WANTS YOU


WE GUARANTEE OUR WORK

HURST'S TIRE SERVICE

Phone 717-354-4931  
1-mile west of Blue Ball on Rt. 322

## Finish field work fast with a mounted 1600 Chisel Plow... see us

Stir and mix soil and trash. Choose working widths from 8 to 20 feet, and rigid or optional spring trip standards that compress as much as 10 inches to slide over obstructions.



Landis Bros. Inc.  
Lancaster 717-393-3906

Adamstown Equipment Inc.  
Mohnton, RD2, PA 19540  
(near Adamstown)  
215-484-4391

Pikeville Equipment Inc.  
Oyster Dale Road  
Oley RD2, PA  
215-987-6277

M. S. Yearsley & Sons  
West Chester 215-696-2990

Shotzberger's Equipment  
Elm, PA  
717-665-2141

A.B.C. Groff, Inc.  
New Holland 717-354-4191

Robert E. Little Inc.  
Zieglerville, PA  
215-287-9643

Agway, Inc.  
Chapman Equipment Center  
Chapman, PA  
215-398-2553

Neuhaus's, Inc.  
Glen Rock, PA  
717-235-1306

Stanley A. Klopp, Inc.  
Bernville, PA  
215-488-1510

I. G.'s Ag Sales  
Silverdale, PA 18962  
215-257-5136