



Hempfield students

No Other Protein Need When You Feed

SPECIAL TANVILAC

Feeders Say . . .

"The Most Economical Feeding Plan of All"

No trouble with scours or cattle going off feed. You'll be more than satisfied with our feeding program for you'll get healthy stock, quick gains at low cost. Remember, there's a FEED LOT PROVEN TANVILAC CULTURE PRODUCT FOR EVERY FARM-FEEDING PURPOSE.

USE ONLY 1/2 LB SPECIAL TANVILAC PER HEAD PER DAY WITH GRAIN AND ROUGHAGE - GET BIGGER PROFITS

FOR MORE PROFITS - MAIL COUPON
 THE TANVILAC COMPANY, INC
 6th & Corning Aves., Box 96,
 Highland Park Station
 Des Moines 13, Iowa
 - Please Send Me Additional Information about Special Tanvilac I have..... Cattle
 NAME.....
 ADDRESS.....



C. O. NOLT
 LOCAL DISTRIBUTOR

BIRD-IN-HAND

Phone Lanc. 397-0751

[Continued from Page 54]

person who took a first placing with a project that was a trial attempt - a macrame wall hanging.

"I got a book and decided that I wanted to try every stitch in it," she says, "so with my own pattern, I made this wall hanging." She and Mrs. Shenk agree that her macrame took the top prize because of the assortment of stitches, and also because it was so tightly constructed.

"She had some pretty stiff competition," explained Mrs. Shenk. "We got up there, and another entry was a macramed hammock - a really huge and useful project." Explaining the situation further, Mrs. Shenk said, "So, naturally, everybody expected that to



Debbie Herr, (left) Kathy Benjamin (middle) and Cindy Eckman (right) show off their tasty pastries that won them first placings at the Pennsylvania Farm Show. Their recipes follow this article.



take first place, but Nancy's did, instead."

Nancy also entered a pillow which was Florentine embroidery and needlepoint on canvas. Both projects

were made during the summer.

Diane Harnly, the daughter of Mr. and Mrs. Raymond Harnley, Manheim R1, won awards for both her embroidery and her sewing talents. Diane entered a dress, a three-piece outfit, and two embroidered tops.

Diane's embroidery is so delicate and the stitches are so fine and perfect that it seems impossible for hands to have created her works of art. She's been embroidering since she was in eighth grade and says her stitches are now so fine that she can only work for 10 to 15 minutes before her eyes bother her.

"I wear my father's glasses, now," she grins.

But, what is the most amazing about Diane's work is that she never uses a pattern - instead she creates all her patterns, herself, including the colors and stitches she uses.

"I never look at kits to see what they do," she says. Instead, she refers to art books and other such sources of reference.

For instance, she is now working on a piece that is oriental in nature, so she took books out from the library on oriental art to give herself ideas on the type of embroidery she will use.

For those beginners who look at Diane with envy, she says that only practice helps

- the more you embroider, the finer your stitches will become.

Sue Givler, the daughter of Mr. and Mrs. Henry Givler, 3112 Cochran Drive, Lancaster, also has a knack with her hands. This is evidenced by a quilted and appliqued pillow she entered in competition. Sue had never quilted or appliqued prior to making the pillow, and took on the project simply because the applique was a strawberry.

"My aunt loves strawberries," she says, so she made it for her as a Christmas gift. So far, the aunt has not seen the gift, but as soon as all the pictures of it have been taken for various articles, she will be receiving her overdue gift.

"I give away nearly everything that I make," says Sue. I have only one rug at home that I kept for myself."


Sue's been entering at Farm Show for three years now. The first year she entered a hooked rug which took a third, the second year she entered a braided rug which won a first place, and now this year she entered her pillow. She also entered a shirt and a tie this year but didn't do as well with those entries as she did with her

[Continued on Page 56]

RAISING CALVES A PROBLEM?

STOP LOSSES. HOUSE THEM IN A CASTLE.

AGSTAR CALF CASTLE



... the new, economical environment that can bring out your calves' bred-in potential

Now, at far less than you'd pay for an ordinary structure, you can give your calves royal treatment. The new AGSTAR Calf Castle nursery building gets your calves into the kind of comfortable living conditions they thrive on, the "tender loving care" they need to reach their full bred-in potential.

It's a controlled and completely protected environment - the one important tool for calf raising that lets you utilize your good management abilities to the fullest.


The AGSTAR Calf Castle is a factory-built and fully assembled building, including pens, waterers and all. When it's delivered to you, it's ready to go

to work. Just hook it up to electricity and water supply... then put in the calves

Suddenly your job becomes a lot easier and a lot more rewarding

And, because of the efficiency of factory assembly and mass production, cost is surprisingly low. We'll be happy to have a representative call with prices and full details, or we'll mail you information

(1) Building comes complete with ventilation system (2) slotted floors (3) stalls (4) glass-lined water heater (5) sink and cabinet (6) electric or LP Gas Heater (7) modulator to control fan speed (8) fully insulated Fiberglas covered walls, and other features



LEASING AVAILABLE

Full Line Parts Dept.

WE SELL, SERVICE AND INSTALL

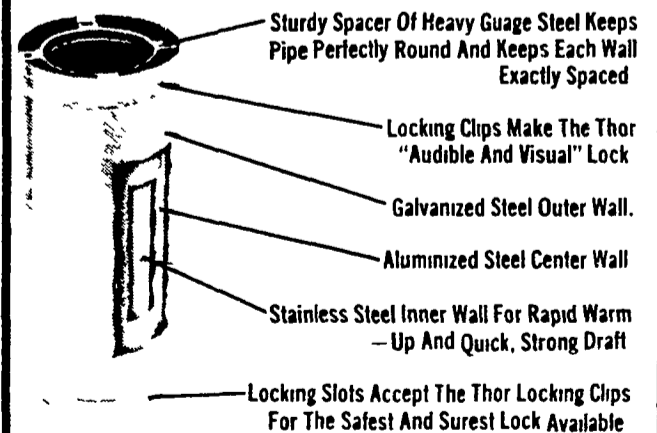
E. M. HERR EQUIPMENT, INC.

RD1, Willow Street, PA.

Lancaster Co.

717-464-3321

BUILD YOUR OWN CHIMNEY



UL Factory Approved

USED FOR
 a) gaseous, liquid, or solid fuel heating appliances.
 b) domestic incinerators.
 c) free standing fireplaces.
 d) low heat industrial appliances.
 e) masonry fireplaces

Your Security and Energy Center
HIESTAND DISTRIBUTORS INC.

Box 96 Mareta, PA 17547 Phone 717 426 3286
 See Us at Root's Every Tuesday Night
 Building #5 Dealer Inquiries Only