

NEW LISTING by E. G. ROHRER

FRANKLIN COUNTY

100 ACRES

Priced Less Than


\$1500 Per Acre



This is a sweetheart of a deal, you must see it to make up your mind, so make the first move call 717-687-8365



This farm is a lovely picture farm as you can see. Lay out of buildings is for easy access to all buildings and very convenient for working. Buildings set in center of farm.



Silo has unloading trough for heifers and shed over feeder trough for all stock. Also dug out at end of barn for easy manure loading.



Lovely Home with large new eat in kitchen and Extra Large rooms and large wash house. Remodeled approx. 8 mos. ago. No woman can resist this.

OVER \$2 MILLION

That's our farm sales volume in 1 year in Nittany Valley Be A Satisfied Customer

"WE WORK HARDER"




The horse barn is new and layed out for easy access to all parts and nice loft for hay. So see this nice new convenient horse barn.

CLINTONDALE, NITTANY VALLEY, PA.

PRICED UNDER \$145,000.



Operating Dairy Farm. Seller going out of dairy operation. Farm includes all stock, equipment and crops.



Modern Dairy Barn, 36 stanchions, 3 silos, one a large Harvestore, new loafing shed.



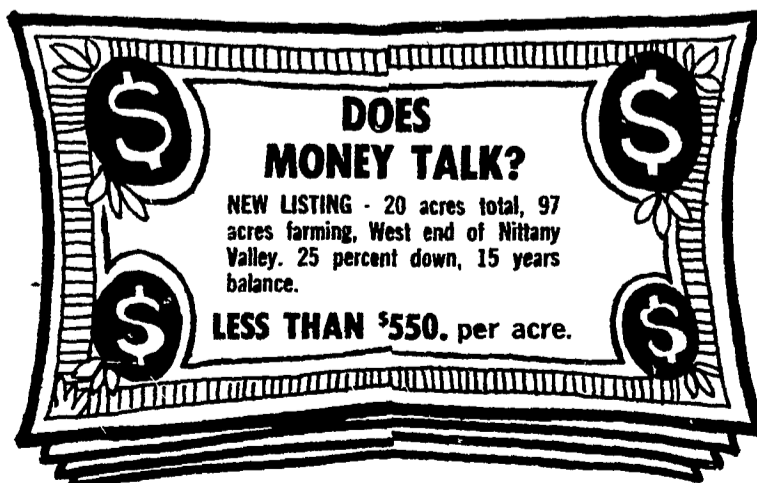
House completely remodeled 3 years ago. 7 rooms, 1 1/2 baths, laundry room, 2 car garage attached.

CALL 717-687-8365

E. G. ROHRER TODAY TO SEE THESE LISTINGS

WATCH FOR OUR OTHER NEW LISTINGS

WE NEED NEW LISTINGS CALL E. G. ROHRER 717-687-8365



DOES MONEY TALK?

NEW LISTING - 20 acres total, 97 acres farming, West end of Nittany Valley. 25 percent down, 15 years balance.

LESS THAN \$550. per acre.

ROBERT E. PLANK

REALTOR

LANCASTER, PA (717) 393-1384