

Ladies Have You Heard?

By Doris Thomas

Lancaster Home Economist



How to Embroider on Sewing Machine

Embroidered clothing is popular among both young and old to add charm and individuality to clothing and accessories. You can add this touch to clothing easily with a zig zag sewing machine.

To use a zig zag machine for embroidery work, set the machine on a fine stitch, medium width zig zag. Remove the presser foot and lower the feed dog so that there is nothing to force the fabric through the machine. Draw the pattern on the fabric, or use embroidery transfers - then place the fabric in an embroidery hoop.

Now you're ready to sew. Outline the design first with a smooth satin stitch. The needle should be the only part of the machine that is moving. You will have to move the hoop back and forth and up and down to follow the outline of the design. To fill in the design, move the hoop rapidly back and forth in the direction of the zig zag. This fills in the design and looks very similar to the short and long stitch used in hand embroidery.

Lightweight fabric, such as blue chambray shirts, need to be reinforced with fusible interfacing or a piece of brown paper under the area to be embroidered. A fast motion of the needle and a smooth movement of the hoop makes professional looking embroidery. While machine embroidery thread is available, good results can be obtained with regular sewing thread.

Even if you have never found it easy to do hand embroidery, you should be able to embroider with a zig zag machine with a minimum of time and effort.

What to Look For in a Livable Home

The true beauty of a house is not its furniture or carpeting - you can change these things. What makes a house beautiful to live in are such things as "traffic patterns," "work triangles," and "room relationships."

I would like to advise you to check these features when you're buying, renting, building or remodeling a home.

It's aggravating when everyone must pass through the middle of the living room whenever they want to go from kitchen to bedrooms. It's maddening when the children trail dirt throughout the house on their way to wash up for dinner. And it's unsafe and unsanitary walking directly through the area where food is prepared. But these things happen in many houses - those with poor traffic patterns.

Trafficways that connect one part of the house with another are sometimes confined to halls or stairs. If, however, these paths must go through rooms, the normal activities should not be disturbed by people passing through. The most direct route or passageway through a room should

channel traffic along one edge or across a corner.

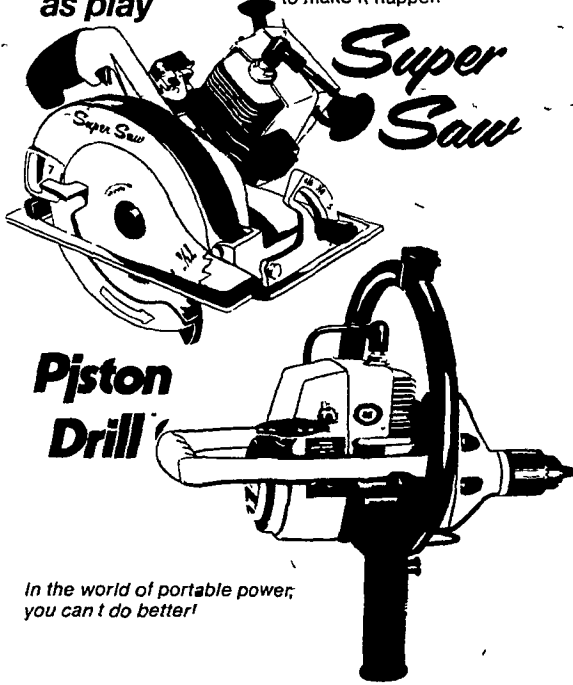
Every house has activity areas - places where the family works, lives and sleeps. But some houses can have more satisfactory areas than others.

The relationship between rooms is important, too. How do you get the food from the kitchen to the dining area, or outside for a picnic? How close is the bathroom to the bedrooms? How private is it from the rest of the house?

You spend much of your time in the kitchen so it should be convenient and well-planned. This is where the work triangle is important. Measure an imaginary triangle, using the distance between the center fronts of your sink, range and refrigerator. The sum of the three sides of the triangle should be between 16 to 26 feet for greatest step saving.

Our Goal is
to make work
as much fun
as play

And here are the Super Tools
from Piston Powered Products
to make it happen



In the world of portable power,
you can't do better!

RIDGE REPAIR SHOP

Phares Auker
RD3 Ridge Ave.
Ephrata, PA 17522
Corner of Glenwood Drive and Ridge Avenue

SOYBEAN ROASTING ON YOUR FARM

For peak feeding value have your soybeans roasted. (To kill toxic enzymes in raw soybeans.)

1. Roasted soybean (not just cooked), increases digestibility by 15 percent.
2. Increases weight gain for beef & hogs
3. Increases butterfat in milk & egg production.
4. Improves animal health, reduces vet bill.
5. Eliminates hauling to the mill & back to farm.
6. Feed your own grown grain. (Not exchanged with others).
7. Beans remain whole. Store for months without losing any feeding value.

CUSTOM SOYBEAN ROASTING DONE IN PA.
AND SURROUNDING STATES

DALE L. SCHNUPP

RD2, Lebanon, PA 17042

Phone 717-865-2534

Question of the week

What kinds of
Fabrics can be used
For Embroidery?

You can use anything—even suede or leather, if you can get the needle through it. A range of fabrics from fine gauze to heavy upholstery

materials of all weights and weaves can be used. Your selection, of course, depends on what your making - clothes, bedspreads, chair seat cover or wall hangings. Incidentally, metal or plastic screening is fine for

doing artwork to hang on wall. You can use its spaces in your design. Your selection of embroidery "thread" will be keyed to your type of fabric.



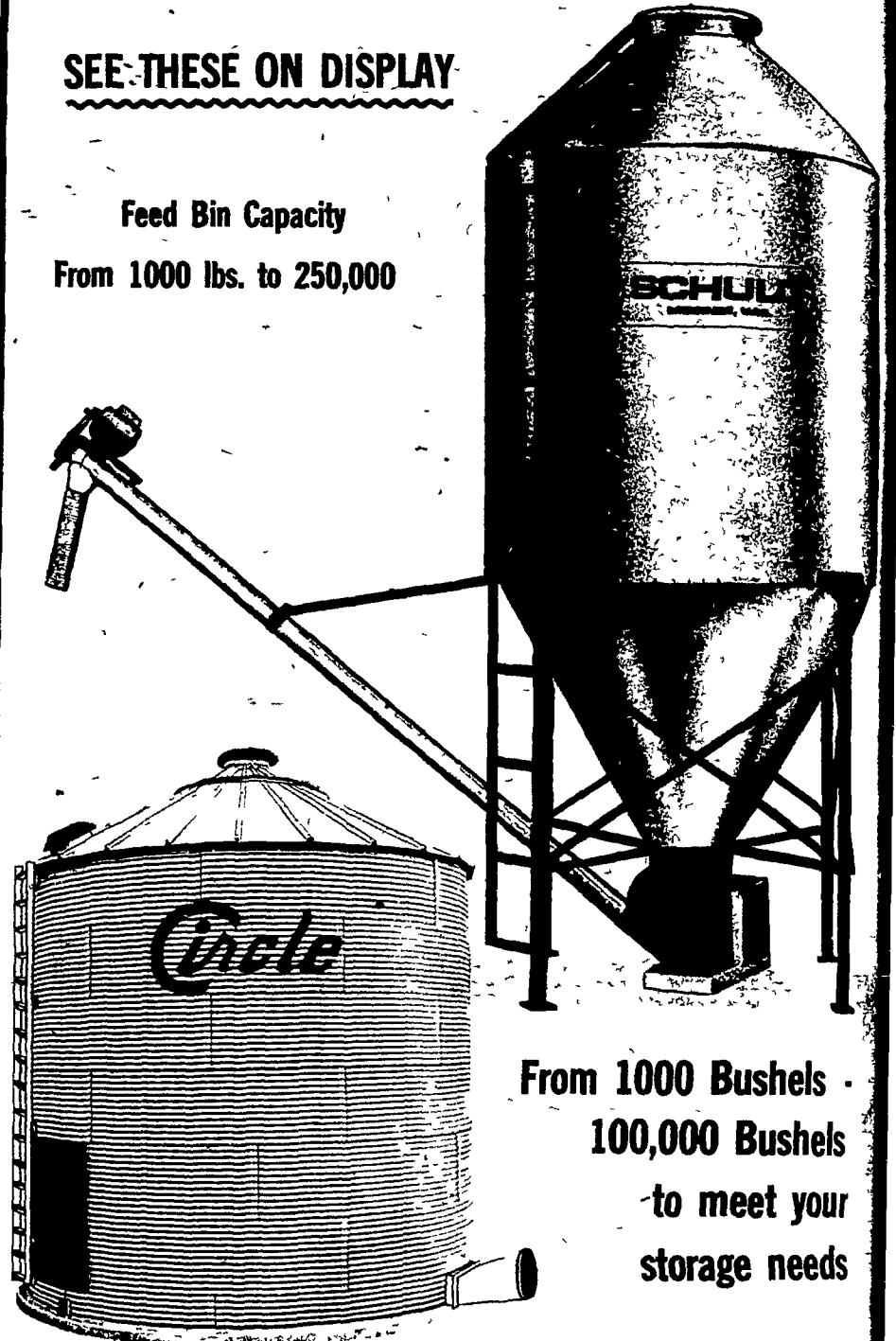
COMPARE OUR PRICES BEFORE YOU BUY — WE SPECIALIZE IN

GRAIN HANDLING EQUIPMENT


SEE THESE ON DISPLAY

Feed Bin Capacity

From 1000 lbs. to 250,000



From 1000 Bushels -
100,000 Bushels
to meet your
storage needs



SUPER B

AUTOMATED
BATCH DRYER

GT Recirculating Batch

- Read Grain Bins
- Grain Legs
- Continuous Flow Dryers
- Circle Grain Bins
- Grain Augers
- Grain Cleaners

• GT Batch Recirculating Dryers

Complete Planning — Installation — Service

SHENK'S FARM SERVICE

501 E. WOODS DRIVE, LITITZ, PA 17543

PHONE (717) 626-115