

CENTRAL TRACTOR

CENTRAL TRACTOR




**HURRY! SALE PRICES
GOOD ONLY THROUGH
SATURDAY, MARCH 13, 1976.**

**1590 Manheim Pike, Lancaster
Phone 569-0111
Open Mon.- Sat. 8 a.m. to 5 p.m.**

***** **MARCH 8-12 8 A.M. TO 8 P.M.** *****


DISC BLADES

New Heat Treated Disc Harrow Blades
Made of heavy gauge high carbon alloy steel heat treated for long trouble free service. The special forging process used gives the blades a finer grain in the steel and makes it tougher and much more able to withstand rough usage. The cutting edges are hardened to hold their edge longer yet are not brittle and will not easily break or split when striking stones or other hard objects. All fit square axle unless indicated.




PLAIN BLADES


Size	Stock No	Reg	Sale
16" 1/2" axle 11 gauge 7 lbs	808 261	5 89	4 89
1" axle 11 gauge 7 lbs	810 261	5 89	4 89
1 1/2" axle 11 gauge 7 lbs	810 261	5 89	4 89
1 1/2" axle 11 gauge 9 lbs	812 261	6 79	5 29
1" axle 11 gauge 9 lbs	812 261	6 79	5 29
1 1/2" round axle 11 gauge 9 lbs	828 261	6 79	5 29
1 1/2" axle 11 gauge 9 lbs	828 261	6 79	5 29
1 1/2" axle 9 gauge 13 lbs	826 261	8 59	6 59
1 1/2" axle 9 gauge 13 lbs	826 261	8 59	6 59
1 1/2" axle 9 gauge 14 lbs	818 261	10 19	8 19
1" axle 9 gauge 14 lbs	818 261	10 19	8 19
1 1/2" round axle 9 gauge 14 lbs	829 261	10 19	8 19
1 1/2" axle 9 gauge 14 lbs	829 261	10 19	8 19
1 1/2" axle 7 gauge 13 lbs	827 261	14 89	11 89
1 1/2" axle 7 gauge 13 lbs	827 261	14 89	11 89



SAVE 26⁰⁰
SALE 89⁹⁹
1/2 Hp.
Air Compressor
1/2 hp single cylinder 7 1/2 gal air tank 15 air hose and tire chuck 3 2 c f m 115 volts maximum working pressure 100 psi 17942-106 **Reg. 115.99**



Heavy Duty Wagon Gear
5 Ton SALE 194⁹⁵
6 Ton SALE 229⁹⁵
8 Ton SALE 294⁹⁵
10 Ton SALE 519⁹⁵



**SAVE up to 100⁰⁰
HEAVY DUTY**

Field Sprayers

16 GA rolled tank support and nylon fittings on boom and hoses. The tread is easily adjustable on the axle trailer from 51" to 88" and the variable nozzle gives a row width of 40" down to any size desired. Less pump and tires.

150 gallon SALE 499⁹⁹
16509 100 **Reg. 549.99**

200 gallon SALE 549⁹⁹
16440 100 **Reg. 649.99**

Large Capacity

Field Sprayers

This big 8 row, 17 nozzle sprayer will give approximately 28 ft coverage. Comes with 1/2" hose booms (standard EVA tubing), nylon fittings on booms and hoses, and high speed Timken bearings and 15" rims (less tires). The heavy duty axle trailer gives you a 40" row width down to any row width desired plus complete visibility. 20GPA tips standard, other tips available. Less pump and folding booms.

300 gallon SALE 619⁹⁹
16511 100 **Reg. 769.99**

400 gallon SALE 799⁹⁹
16559 100 **Reg. 899.99**

500 gallon SALE 899⁹⁹
16560 100 **Reg. 999.99**

ECONOMY 3 POINT HITCH 55 Gal. Sprayers

55 gallon sprayer is constructed with a heavy duty tank rack which easily attaches to the three point hitch of most tractors. Hydraulic control makes it easy to adjust for different spraying heights. 8 way Select-A-Spray manifold. 10 GPA tips standard, other tips available. All welded construction. Less Pump.

Less Tank SALE 269⁹⁹
16526-100 **Reg. 319.99**

SAVE up to 75⁰⁰ HEAVY DUTY 3 POINT HITCH Sprayers

Quick and easy to attach, simple to operate and ready to go are the qualities of this 3-point hitch sprayer. Rack will fit tractors with either Cat. 1 or 2 three-point hitches by simply reversing the rack pin. 7/8" pins for category 1, order bushings to bush 7/8" pin to 1 1/8" for category 2. Has polyethylene tank. Less pump.

110 gallon SALE 439⁹⁹
16520-100 **Reg. 499.99**

150 gallon SALE 449⁹⁹
16521-100 **Reg. 524.99**

SAVE 15⁰⁰

SALE

79⁹⁹

Acce

Centrifugal Pump

Mounts directly on power take-off shaft. Sprays 20 gpm at 60 psi when driven by 600 rpm PTO. All iron construction with sealed ball bearings and spring loaded idler. 16475-100 **Reg. 94.99**



Rock Share

**BROKEN SHARES
REPLACED FREE!**

As Long As Share Is Not Worn Out.

Applies only to Rock Shares.

The extra heavy duty long wearing share is made of top quality spring steel thus having the best wearing material used in plow shares. The manufacturing upsetting process beets up the nose of the blade to double the regular thickness thus making the share wear twice as long or more. By adding this extra amount of material in the nose it makes the share extra strong to eliminate breakage. This special upsetting process makes our extra heavy duty plow share wear as long as any other share on the market. Order bolts separately from listing as blade price does not include bolts. Front hole uses 1 1/2" long bolt. STOP IN AND SAVE AT OUR LOW, LOW PRICES.

FOR ALLIS CHALMERS

Uses 3/4" Clip Head Bolt

Size	Stock No	Reg	Sale
All 14" except 375, 387 series	16017-002	6 69	5 94
All 16" except 375, 387 series	16018-002	7 19	6 44
14" 375 series	16054-002	6 69	5 94
16" 375 series	16057-002	7 19	6 44
All 14" and 16" 387 series	16082-002	7 19	6 44

FOR CASE

Uses 1/2" front bolt and 3/4" on others

Size	Stock No	Reg	Sale
14" 4 hole	16019-002	5 99	5 24
14" 4 hole, short	16077-002	5 99	5 24
16" 3 and 4 hole	16058-002	6 29	5 54
16" 4 hole, short	16078-002	6 29	5 54

FOR DAVID BROWN

Size	Stock No	Reg	Sale
14" 4 hole	16079-002	6 29	5 54
16" 4 hole	16080-002	6 99	6 24

FOR JOHN DEERE

3 hole uses 7/8" bolts, 4 hole uses one 1/2", and three 3/4" bolts

Size	Stock No	Reg	Sale
14" 3 hole	16020-002	5 39	4 64
14" 4 hole	16021-002	5 39	4 64
14" 4 hole, short	16040-002	5 39	4 64
16" 3 hole	16022-002	5 99	5 24
16" 4 hole	16023-002	5 99	5 24
16" 4 hole, short	16057-002	5 99	5 24
18" 5 hole	16095-002	6 99	6 24

FOR FORD

Uses 3/4" Clip Head Bolts

Size	Stock No	Reg	Sale
14" 3 hole	16024-002	5 39	4 64
14" 3 hole, short	16039-002	5 39	4 64
14" 4 hole	16028-002	5 39	4 64
16" 4 hole	16025-002	5 99	5 24
16" 4 hole	16072-002	5 99	5 24

FOR IHC

3 hole uses 7/8" bolts, 4 hole uses one 1/2", and three 3/4" bolts

Size	Stock No	Reg	Sale
14" 3 hole	16026-002	5 39	4 64
14" 4 hole	16027-002	5 39	4 64
14" 4 hole TF bottom	16093-002	6 49	5 74
14" 3 hole, short	16073-002	5 39	4 64
14" 4 hole, short	16074-002	5 39	4 64
16" 4 hole, short	16075-002	5 99	5 24
16" 3 hole	16028-002	5 99	5 24
16" 4 hole	16029-002	5 99	5 24
16" 4 hole TF bottom	16094-002	6 99	6 24
18" 4 hole	16096-002	6 99	6 24

FOR MASSEY FERGUSON

Uses 7/8" bolts, 4 hole uses one 1/2", and three 3/4" bolts

Size	Stock No	Reg	Sale
14" 3 hole	16028-002	5 39	4 64
14" 4 hole	16059-002	5 39	4 64
16" 3 hole	16028-002	5 99	5 24
16" 4 hole	16080-002	5 99	5 24
14" 4 hole, MF88	16083-002	6 49	5 74
16" 4 hole, MF88	16084-002	6 99	6 24
18" 4 hole	16097-002	6 99	6 24

FOR OLIVER and MINN.-MOLINE

Uses 3/4" Clip Head Bolts

Size	Stock No	Reg	Sale
14" 3 hole	16034-002	5 39	4 64
14" 3 hole, short	16078-002	5 39	4 64
14" 4 hole	16035-002	5 39	4 64
14" 4 hole, short	16041-002	5 39	4 64
16" 3 hole	16038-002	5 99	5 24
16" 4 hole	16037-002	5 99	5 24
16" 4 hole, short	16042-002	5 99	5 24
18" 5 hole, for Oliver only	16088-002	6 99	6 24

Central Tractor Milk Replacer

HIGHER QUALITY THAN MANY MILK REPLACERS ON THE MARKET

REG \$12.99 **SALE \$10.99** 10 OR MORE

MOLDBOARDS

All fitted plow moldboards are furnished with bolts and are polished and dipped. Made of top quality solid steel. Average wt. 17 lbs unless specified differently.



For Plows With Throw-A-Way Shares

Model	Mfg No	Stock No	Reg	Sale
Deere 14"	HS314	16993-263	26 19	21 19
Deere 16"	HS316	16994-263	33 69	25 99
John Deere NU 14"	AA14854	16798-263	30 49	23 99
John Deere NU 16"	AA14885	16799-263	34 89	26 99
Ford 14"	104409	16996-263	31 39	24 99
Ford 16"	104412	16997-263	35 19	26 99
IHC Super Chief 14"	52232811	16700-263	27 89	21 99
IHC Super Chief 16"	522329	16701-263	30 59	23 99
IHC Super Chief Hi-Speed 14"	462313	16800-263	31 29	24 99
IHC Super Chief Hi-Speed 16"	462314	16801-263	35 29	25 99
Minneapolis Moline or Oliver 14"	R419-14	16786-263	31 39	24 99
Minneapolis Moline or Oliver 16"	R619-16	16767-263	35 19	26 99

SAVE up to 15⁰⁰

Poly Pak Batteries

Get 5 Years of Extra Cranking Power with a Central Tractor Supreme Battery

Group	Size	Amp Hr	Guarantee	Stock No	Outr	Exch.
SU-22F	9 7/8" x 6 1/2" x 8 5/8"	63	60 Mo	15761-252	35 99	26 99
SU 24	10 1/2" x 6 1/2" x 8 5/8"	84	60 Mo	15748-252	42 69	32 69
SU 24F	10 1/2" x 6 1/2" x 8 5/8"	84	60 Mo	15763-252	42 69	32 69
SU-27	12" x 6 1/2" x 8 5/8"	95	60 Mo	15765-252	45 29	36 29
SU 27F	12" x 6 1/2" x 8 5/8"	95	60 Mo	15766-252	45 29	36 29
PR 74	10 1/2" x 6 1/2" x 8 5/8"	74	60 Mo	15777-252	39 99	29 99

The Central Tractor Extra Heavy Duty Battery will help take the worry out of Winter starting for the next 48 months

Model	Size	Amp Hr	Guarantee	Stock No	Outr	Exch.
XHD 22F	9 7/8" x 6 1/2" x 8 5/8"	46	48 Mo	15741-252	31 29	21 29
XHD 24	10 1/2" x 6 1/2" x 8 5/8"	60	48 Mo	15739-252	33 49	23 49
XHD 27	12" x 6 1/2" x 8 5/8"	74	48 Mo	15732-252	45 99	34 99

Compare our High Quality Heavy Duty Batteries with other 36 month Batteries

Model	Size	Amp Hr	Guarantee	Stock No	Outr	Exch.
FTC 3ET	19 1/2" x 4 3/4" x 9 1/2"	95	36 Mo	15735-252	44 39	34 39
XHD-24F	10 1/2" x 6 1/2" x 8 5/8"	53	36 Mo	15740-252	31 99	21 99
HD 60	13 1/2" x 6 1/2" x 8 5/8"	60	36 Mo	15734-252	34 99	24 99

For the economy minded customer check our 24 month Battery for excellent performance

Model	Size	Amp Hr	Guarantee	Stock No	Outr	Exch.
FTC 3EE	19 1/2" x 4 3/4" x 9 1/2"	77	24 Mo	15750-252	41 19	31 19
FTC 17TF	17" x 6 1/2" x 7 7/8"	80	24 Mo	15752-252	65 99	50 99
C-24	10 1/2" x 6 1/2" x 8 5/8"	40	24 Mo	15731-252	28 39	18 39
C-29NF	13" x 5 1/2" x 9"	45	24 Mo	15733-252	30 19	21 19
FTC 30H	13 1/2" x 6 1/2" x 9 1/2"	95	24 Mo	15749-252	46 99	36 99

12 Volt Garden Tractor Battery

Model	Size	Amp Hr	Guarantee	Stock No	Outr	Exch.
FTC LM9L	7 3/4" x 5 1/4" x 7 3/8"	30	12 Mo	15743-252		