


## COAL & WOOD STOVES


IN STOCK FOR IMMEDIATE DELIVERY OR EARLY ORDER LAYAWAY

*Warm Morning* COAL HEATER

Only a genuine Warm Morning has the famous patented 4-flue firebrick construction that turns coal into glowing coke... heats 24 hours or more without refueling. The little extra Warm Morning costs originally is repaid over and over again in satisfaction and fuel savings!





**MODEL 400** — America's Finest Coal Circulator!  
The ultimate in luxury heating with coal or coke! Beautiful cabinet finished in life time porcelain enamel. Front feed door permits no spill filling. Side doors open for quick radiant heat release. Thermostat gives even temperature control. Holds 100 lbs of coal — provides ample heating for up to six rooms!



**MODEL 523** — Finest Blued Steel Radiant  
Here's the quality leader in its field! Holds 100 lbs of coal. Ample heat for up to five rooms. Has many features combined in no other coal heater.  
**MODEL 617** — 60 Pounds Capacity

**NOW** A WOOD HEATER with **CAST IRON GRATES** and **SLIDE-OUT ASH DRAWER**

*Warm Morning*  
**Model 701 WOOD HEATER**



See it Soon!

The new 701 gives you longer lasting performance... makes ash removal a breeze!

With Model 701 you also enjoy these great WARM MORNING features: PORCELAIN ENAMEL FINISH... AUTOMATIC THERMOSTAT... FORCED AIR BLOWER (optional)... HOLDS 26" WOOD LENGTHS... FIREBRICK LINED FIREBOX... LARGE SLIDING DOOR.



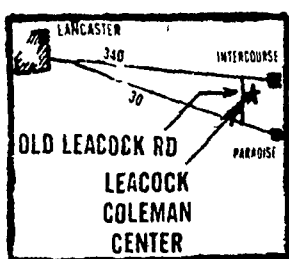
Warm Morning GAS HEATERS Spread a CARPET OF WARMTH over the floors of your home.

"TOP-O-MATIC" CONTROLS save bending or stooping to adjust temperature or blower.

ENJOY LOW COST AUTOMATIC HEATING with CLEAN, SAFE, CONVENIENT LP-GAS and *Warm Morning* GAS HEATERS

**STORE HOURS:**

MON. thru SAT. 8 to 5  
TUES. & FRI. till 8:30



**LEACOCK** Coleman Center

85 Old Leacock Rd. R.D.1 Ronks, Pa.

## Ladies Have You Heard?

By Doris Thomas

Lancaster Home Economist



If you sew for yourself or your family, you know how quickly you can collect odd bits of thread, seam bindings, or extra buttons. Storing these items can become a problem. You can waste valuable sewing time looking through your supplies for something you think you have.

I would like to offer several tips for organizing and using extra supplies.

Sort extra sewing supplies in see-through plastic bags or boxes.

Eliminate spools with very little thread left on them by winding short thread lengths onto a large spool or tongue depressor. These little bits may provide just the color you need later on.

Since the original strength of cotton thread deteriorates with time, use old thread first. Cotton threads can be used for basting and doing tailor tacks and markings on

synthetic fabrics. With all the cotton denim being used today, the cotton thread is ideal to use when embroidering or topstitching on shirts and jeans.

Left-over laces and trims can be donated to good will centers or groups that sew for charity bazaars. If you have a creative streak you can create a wall hanging or collage to hang in your sewing room.

After "house cleaning" organize your necessary or frequently used items so they will be easy to find when you need them.

To prevent further accumulations, be careful what you buy. Those bargain buttons, seam bindings, zippers and thread often remain unused and take up valuable storage space. Buy only the supplies you need for each sewing project.

### Energy Saving Dishwashing

Several new dishwashers on the market today have "energy saver" features which automatically eliminate the drying cycle. The drying cycle uses more electricity than the actual washing and rinsing because a heating element dries the dishes.

This energy-saving feature on a dishwasher will not result in perfectly dry dishes. Therefore, it's not recommended that you eliminate the drying cycle if someone in your home has a cold or infectious disease. The heat of the drying cycle, along with the hot water and detergent, sanitizes the dishes and helps prevent the spread of germs.

If your dishwasher doesn't have this new feature, you can eliminate the drying cycle manually. When washing and rinsing is

completed, just turn the control to the off position and open the door or lid slightly to allow steam to escape. The heat build-up will dry the dishes.

Since the dishwasher uses hot water to give good washing results, manufacturers caution you not to turn down the thermostat of your water heater too low. Generally, a temperature of 140 to 160 degrees is recommended. But a lower temperature - around 130 degrees - may give you satisfactory results.

The best way to conserve electricity when using your dishwasher is to run it only when you have a full, not too full, load. Save the space in the dishwasher for glasses, dishes, silverware, bowls and food preparation utensils. Wash the pots and pans, which take up more space, by hand. If you have a short cycle, use it when dishes are not heavily soiled.

## Farm Women Calendar

- Saturday, Dec. 13  
Society 13 meeting 6:30 p.m. for a family Christmas party at the Ronks Fire Hall.
- Society 21 meeting at Black Rock Retreat 7:30 p.m. for a Christmas Party.
- Society 25 meeting for Christmas party at the Shady Maple Farm.
- Society 5 of Berks Co. meeting for a Christmas party at 7:00 p.m.
- Society 18 meeting at 1:30 p.m. - Christmas program.
- Society 7 meeting at 2:00 p.m. at the home of Mrs. Milton Landis
- Society 19 meeting at the Willow Valley Restaurant 7:00 p.m. Monday, Dec. 15
- Society 31 meeting at 7:30 p.m.
- Society 30 meeting 7:30 p.m.
- Society 29 meeting at 7:30 p.m. for a program "Holiday's around the World."
- Wednesday, Dec. 17  
Society 24 meeting at 6:30 p.m. for a progressive dinner.
- Thursday, Dec. 18  
Society 11 meeting at 1:30 p.m. for a Christmas program.
- Saturday, Dec. 20  
Society 5 entertaining husbands at 7:00 p.m.
- Society 3 meeting at 1:30 p.m.

ONLY 9 SHOPPING DAYS LEFT  
ORDER YOUR

### CHRISTMAS GIFTS NOW

Noritake Dinnerware  
92 Pc. Set \$180.00  
Service for 12

Samson Card Table  
4 Chairs \$44.00

#### Dinnerware

Noritake  
Franconia  
Pfaltzgraf

#### Candles

Oneida Stainless  
Sunbeam Appliances

#### Glassware

Imperial  
Westmoreland  
West Virginia

#### Builders Hardware

Schlage Locks  
Tools — all kinds

### COLLECTORS ITEMS

HUMMEL—BING—JENSEN  
IMPERIAL—SCHMIDT—NORITAKE

MONARCH HEATERS—RANGES  
WARM MORNING HEATERS

### GROFF HARDWARE HOME APPLIANCES

149 E. Franklin St. New Holland, PA  
PH (717) 354-0851

## CUT HEATING BILLS 75%

with

### WOOD HEAT

And Enjoy The Radiant Heat Of The

### Fabulous NORWEGIAN STOVES

The Efficient Way To Wood Heat


Franklin stoves and fireplaces allow most of the heat to escape up the flue. Including volumes of warm air from your home. However, with the Norwegian's air tight design and unique baffle system stoves burn highly efficiently, keep 75 per cent of heat generated right in your home. Burn 8 to 18 hours on one load (depending on size and style). Mornings are warm and one fire lasts all winter.

Also See The  
Franklins, Pot Bellies, Parlor Stoves  
And Thermostatic Controlled Models  
All Stainless Steel Chimney Pipe & Accessories

• 24 Different Models • 100 Stoves in Stock •

### S. ACKERMAN

Wood Burning Stoves 1104 W. Broad St., Quakertown, Pa. 18951 Call 215-536-1336 Open Daily 9 to 9  
Weekends At Qmart, Quakertown, PA Fri. 5 to 10, Sat. 10 to 10, Sun. 1 to 6



CLOSED



ALL CAST IRON

OPEN Combination Heater And Fireplace