

Recipe Exchange

Home on the Range

Welcome to another edition of Home on the Range. This week we have a special recipe which was sent in by one of our readers who evidently liked the Watergate Cake too!

We have two requests which we hope you can give us some help on. One of our readers would like a recipe for funnel cakes. Also a reader would like to have a recipe for homemade

spaghetti sauce to can. If you have any of these requests please send them along to us and why not enclose one of your own favorite recipes?

For more cooking ideas see our Junior Cooking Edition.

Lazy Daisy Oatmeal Cake
 1 1/4 cup boiling water
 1 cup oatmeal
 1/2 cup shortening
 1 cup brown sugar

1 cup white sugar
 1 teaspoon vanilla
 2 eggs
 1 1/2 cup flour
 1 teaspoon soda
 1/2 teaspoon salt
 3/4 teaspoon cinnamon
 1/4 teaspoon nutmeg
 Mix oatmeal and water. Let stand 20 minutes. Cream shortening and sugar. Blend in eggs and vanilla and oatmeal. Add rest of ingredients. Bake at 350 degrees to 50-60 minutes.

Frosting:
 Mix 1/4 cup melted butter, 1/2 cup brown sugar, 3 tablespoons light cream, 1/2 cup nuts and 3/4 cup coconut. Take cake out of oven and spread frosting on top. Put under broiler until bubbly.

Mrs. Noah Kreitzer
 Lebanon, PA

Pineapple Fluff
 1 pound marshmallows
 2 cups crushed pineapples
 1 cup milk
 1 cup whipped cream
 16 graham crackers (rolled fine)
 one-third cup butter (browned)

Heat marshmallows and milk in the top of a double boiler until marshmallows are melted. Cool and add the pineapple and cream. Pour mixture into a dish lined with graham crackers. Chill and cut in squares.

Mrs. Sam Stoltzfus
 Madisonburg, PA

Honey Drop Cookies

1 cup shortening
 1 cup brown sugar, packed
 2 eggs
 one-third cup honey
 1 teaspoon vanilla
 3 and one-third cups flour
 2 teaspoons soda
 Mix shortening, sugar, and eggs thoroughly. Stir in honey and vanilla. Blend soda and flour; stir in. Chill until firm, heat oven to 350 degrees. Roll dough into balls or drop onto ungreased baking sheet. Bake 10 to 12 minutes. Makes about 6 dozen.

Gloria Loch

Route 1
 New Tripoli, PA

Watergate Salad
 1 box dry Instant Pistachio Pudding
 1 large container of whipped topping

1 16-oz. can crushed pineapple
 1/2 cup chopped nuts
 1/2 cup miniature marshmallows

Put all ingredients in bowl and mix together. Chill before serving. Do not drain pineapples, add all to dry pudding.

Mrs. Miriam Jamison
 117 Murry Hill Drive
 Lancaster, PA

Best Tomato Catsup
 1 cup vinegar (white)
 1 1/2 teaspoons whole cloves
 1 1/2 teaspoons broken stick cinnamon

1 teaspoon celery seed
 8 pounds ripe tomatoes (about 25 mediums)
 1 tablespoon chopped onion
 1/4 teaspoon red pepper
 1 cup sugar
 4 teaspoons salt

Combine vinegar and spices, cover, heat to boiling; remove from heat; let stand. Scald and peel tomatoes, mash; add onion and red pepper, heat to boiling. Cook 15 minutes, stirring occasionally. Put through food mill or course sieve. Add sugar, heat to boiling. Cook until mixture is reduced to one-half; 45 to 60 minutes. Strain vinegar and spices, discard spices. Add vinegar and salt to thickened sauce, heat to boiling. Simmer to desired consistency, 30 to 40 minutes, stirring frequently. Seal in hot, sterilized jars. Makes 2 pints.

Mildred Roth
 Route 1
 Kempton, PA

Granola Cereal Mix

1/2 cup sunflower seed meal
 1 cup stone-ground corn meal
 1/2 cup unsweetened coconut
 1/2 cup soya flour
 12 cups quick or old-fashioned oats, uncooked
 1/2 cup chopped dates
 1/2 cup raisins
 1 cup chopped pecans or walnuts
 1/2 cup sesame seeds
 1/2 cup wheat germ

For second mixture:
 1/2 cup granulated or brown sugar (optional)

1 cup water
 1 cup honey
 1 cup sesame seed oil
 1. In large mixing bowl, combine sunflower seed meal, corn meal, coconut, soya flour, oats, dates, raisins, pecans, sesame seeds and wheat germ. Mix well to blend.

2. In smaller bowl mix together the sugar, water, honey, and sesame seed oil, then add to the first mixture, stirring until the mixture is moist but still retains its crunchiness. If it is too moist, add more oatmeal; if too dry, add more honey and water. If you wish, you may also sprinkle on a little cinnamon and add a little bit of vanilla flavoring.

3. Spread this mixture on baking sheets, then bake at 225 degrees for one hour, turning occasionally. Mixture should become light brown. Makes one gallon, which can be stored in the refrigerator in tightly

covered jars. To serve, add milk, applesauce or fresh fruit. This also makes a great snack!

Gloria Loch
 Route 1
 New Tripoli, PA

No-bake Cheesecake
Crumb Mixture:
 6 tablespoons melted butter
 2 cups graham cracker crumbs


Mix and place in the bottom of a pan.

Filling:
 2 envelopes gelatine (plain)
 1 1/2 cups sugar
 4 eggs separated
 2 cups milk
 Cook together for a few minutes.

Add:
 2 tablespoons lemon juice
 And 1 large package of cream cheese

Cool and beat whites of 4 eggs stiff and add 1/2 cup sugar. Fold in gelatine mixture and fold in 2 cups whipped cream. Place in pan of crumbs and refrigerate until set.

Mrs. John King
 Kirkwood, PA



8-hp Riding Mowers

The John Deere 68 Rider has a synchro-balanced engine for smooth performance. Contoured styling encloses the engine for a quiet ride. Controls are placed for handy use. A 5-speed transmission shifts on the go. A 34-inch mower with gauge wheels and a hinged discharge chute.

BEYER'S HARDWARE
 Christana, PA
 Ph [215] 593 5687



A.B.C. GROFF, INC.
 New Holland, PA
 717-354-4191

GOODMAN'S AUTO SERVICE
 Honey Brook, PA
 [215] 273-2356

LANDIS BROS. INC.
 Lancaster, PA 717-393-3906

ADAMSTOWN EQUIPMENT INC.
 Mohnton, RD2, PA 19540
 (near Adamstown)
 215-484-4391

COLLINS MOTORS
 RD#1, Elizabethtown, PA
 Phone 367-1856

R. S. BOILER



**COAL FIRED
 HOT WATER
 SUPPLY BOILERS**

For more Economical Hot Water Supply

These heaters can be absolutely depended upon to furnish a constant supply of domestic hot water at a minimum of attention and fuel cost

Larger water backed domes provide extra heat absorbing surfaces. Wider and deeper firepots reduce attention period and extra heavy, fine mesh grate construction (at least three or more shaking grates on every heater) makes them easier to fire and eliminates frequent and annoying replacements

LEACOCK Coleman Center
 85 Old Leacock Rd. R.D.1 Ronks, Pa.

LP GAS



IT'S PORTABLE...

Wherever you need heat, you'll find LP-gas ready to serve you. It's ideal for heating farm buildings, brooding water heating incinerators as well as for regular home use. You'll find LP-gas is both economical and practical. Let us show you the advantages there's no obligation whatsoever.

CALL (717) 665-3588

MYER'S METERED GAS SERVICE, INC.

P. O. BOX 71
 MANHEIM, PA 17545



MUELLER CHEVROLET, INC.

275 N. WALNUT ST.


SLATINGTON, PA



PHONE [215] 767-3889

PHONE [215] 767-2032

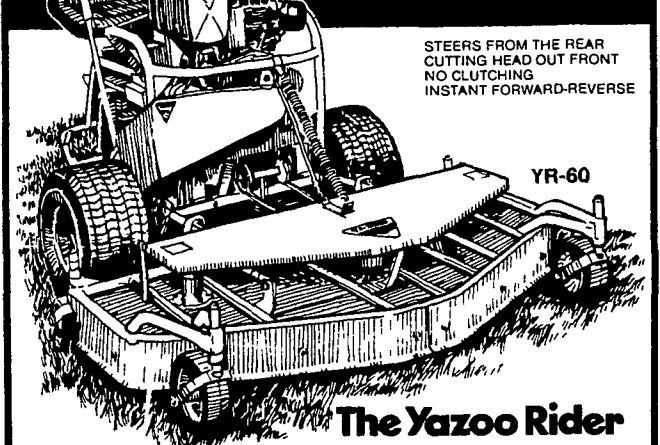
"Plain We Talk and Fancy Deals We Give"



We Can Satisfy All Your Truck Needs!

★ New & Used TRUCKS
 ★ Complete Line of TRUCK PARTS

Replaces belly-slung mowers



The Yazoo Rider

The Yazoo Rider is already well known to commercial cutters. They bought twice as many of them this year as they did the year before.

It's a completely industrial-standard machine. Yet it costs about half as much as the tractors they've been using, with their belly-slung blades and huge, unwieldy gearcases.

Why are we telling residential owners about it? Because the Yazoo Rider actually costs less than well-known "homeowner" brands of belly-slung tractor mowers.

In residential use it should last a lifetime.

Try these with a belly-slung mower

- UNDER FENCES • 12" TURNING RADIUS
- UNDER SHRUBS • TO WATERS EDGE

Comes with 76 60 48 42 or 36 cut. Other attachments available.

See all the Yazoos at

John L. Stauffer

RD2, EAST EARL, PA

PH 215 445 6175

1/2 MILE NORTH OF GOODVILLE ON UNION GROVE ROAD