

DHIA Monthly Report

(Continued from Page 12)

Name of Herd Owner	Days On Test	No. Cows	% Cow Days In Milk	Milks Lbs	% Fat	Fat Lbs
Ivan M. Weiler						
Ruthann	7-2	15,069	4.4	680		
Maryann	4-11	17,282	4.1	703		
George R. Showers						
92	5-2	15,947	3.8	609		
Elmer M. Martin Jr.						
Bug	5-4	17,202	3.9	678		
Robert E. Kreider						
13	3	19,928	3.3	665		
Gideon A. Fisher Jr.						
4	5-7	19,735	3.6	713		
Christian High Jr.						
22	5-5	17,256	4.3	745		
John Brubaker						
25	3-6	16,654	3.6	601		
Robert Martin						
Amy	5-1	21,262	3.3	694		
Dolly	4-7	19,672	3.9	762		
Bell	3-7	18,446	3.5	645		
Cindy	3-3	17,569	3.7	656		
Galen Bollinger						
28 Barb	6-2	15,535	4.0	623		
95 Alice	4-7	20,800	3.9	811		
4 Tuly	4-5	18,583	3.9	731		
Abram N. Hoover						
Portia	5-3	21,565	3.2	698		
Clarence Mase						
Joy	6-8	18,331	4.1	755		
Julie	5-7	18,557	3.6	659		
Pat	5-4	21,127	3.2	684		
Liann	3-1	17,701	4.0	705		
Lewis M. Werner						
36	5-9	19,874	4.0	804		
77	4-9	15,215	4.4	667		
13	4-8	18,315	3.9	718		
65	3-5	18,743	4.0	752		
Raymond N. Getz						
Sadie	5-9	19,284	3.5	674		
Melissa	5	19,122	3.4	647		
Barb	4-7	20,338	3.6	726		
Unh	8-3	20,247	3.7	755		
Linford L. Halteman						
Laurie	7-2	15,079	4.0	610		
Katie	5-7	20,111	3.6	730		
Rachel	5-4	17,731	3.9	692		
Barbara	5-4	15,448	4.3	669		


Average Daily Production Per Cow

Name of Herd Owner	Days On Test	No. Cows	% Cow Days In Milk	Milks Lbs	% Fat	Fat Lbs
Herd Summary						
Dale E. Hostetter	28	80.2	89.2	56.1	4.0	2.26
Isaac E. Zimmerman	29	15.9	76.6	51.8	4.2	2.19
Dale E. Hostetter	28	78.1	81.4	49.7	4.1	2.02
Richard E. Houser	26	39.0	93.3	50.3	4.0	1.99
Isaac S. Brubacker	27	33.3	86.1	49.6	4.0	1.99+
Mervin W. Horst	22	34.6	88.0	47.3	4.2	1.99+
Bennetch Bros.	32	68.9	87.2	51.4	3.8	1.95
Isaac S. Brubacker	28	33.8	86.4	46.3	4.2	1.93+
Richard E. Houser	28	39.3	89.3	49.4	3.9	1.92
Jessie Weaver	34	30.0	81.3	47.9	3.9	1.89+
Irvin Horst	25	62.8	91.9	48.7	3.8	1.85
Gideon A. Fisher Jr.	28	27.8	85.6	48.9	3.8	1.85+
Mark C. Patches	29	81.9	84.4	47.7	3.8	1.81
Enos N. Leinbach	26	23.5	91.5	46.9	3.9	1.81
Reuben O. Martin	25	58.2	88.8	49.3	3.7	1.81
M. Luther Bennetch	26	51.0	89.4	48.0	3.8	1.80
Abram T. Lefever	29	51.0	90.9	47.0	3.8	1.80
Daniel B. Shirk	25	35.0	84.7	46.9	3.8	1.80
Harvey T. Bomgardner	28	88.1	85.7	48.3	3.7	1.79
Mark C. Patches	33	80.1	84.0	45.8	3.9	1.79
Daniel B. Shirk	34	35.6	82.8	47.3	3.8	1.79
Ernest P. Detweiler	27	40.0	88.1	46.2	3.9	1.78
Reuben O. Martin	30	59.1	84.8	47.2	3.7	1.76
Robert Martin	34	31.0	90.8	46.0	3.8	1.76
Marvin K. Meyer	30	73.3	91.2	48.3	3.6	1.75
William R. Meyer	22	228.3	99.3	46.7	3.7	1.75+
Ernest Wagner	23	42.0	81.8	45.7	3.8	1.74
M. Luther Bennetch	28	50.4	86.2	47.4	3.7	1.74
Leon Hoover	27	27.0	86.3	49.6	3.5	1.74
Bennetch Bros.	37	74.3	79.2	46.1	3.8	1.73
Hershey Bare	28	73.1	77.8	43.0	4.0	1.73
Robert Lentz	24	101.5	88.1	42.2	4.1	1.71
Warren A. Bucher	27	33.4	95.5	33.8	5.0	1.70
Elmer M. Martin Jr.	32	37.8	82.5	45.2	3.7	1.69+
Clarence Mase	33	86.3	89.4	44.4	3.8	1.68+
Ralph D. Shirk & Sons	29	73.8	85.5	42.6	3.9	1.67
Edwin E. Funck	26	39.1	79.4	42.7	3.9	1.66

Lancaster Farming, Saturday, March 1, 1975—13


Willow Maple Farm	27	50.6	74.7	44.3	3.7	1.65
Warren L. Lentz	36	52.8	84.8	42.1	3.9	1.65
Hubert S. Miller	32	53.1	87.5	40.2	4.1	1.64
David Brandt	28	62.5	82.3	43.9	3.7	1.64
Maurice M. Bennetch	25	91.6	82.9	43.0	3.8	1.64
Galen Bollinger	35	86.6	89.8	43.4	3.8	1.64+
William R. Meyer	35	247.5	90.2	44.0	3.7	1.63+
Sonnen Acres	32	91.3	86.2	42.9	3.8	1.63
Warren Hetrick	21	39.0	93.3	42.6	3.8	1.63
Leon Hoover	26	27.0	88.9	47.9	3.4	1.63
Raymond N. Getz	26	55.0	86.6	42.4	3.8	1.63
Ralph D. Shirk & Sons	26	72.9	83.6	40.8	4.0	1.62
Warren Hetrick	35	40.1	90.8	41.6	3.9	1.62
Enos N. Leinbach	31	24.1	84.9	42.3	3.8	1.62
Geo. & Vincent Arnold	34	80.9	91.5	40.7	4.0	1.62+
Gideon A. Fisher Jr.	31	29.1	79.8	43.9	3.7	1.61+
Phares Musser	27	46.0	86.6	43.2	3.7	1.60
Hubert S. Miller	26	56.1	91.6	37.4	4.3	1.59
David Brandt	33	62.7	82.7	41.3	3.8	1.59
Robert Lentz	30	99.9	86.6	42.0	3.8	1.59
Clarence Mase	24	87.0	88.1	43.4	3.7	1.59+
Linford L. Halteman	31	38.5	83.3	41.6	3.8	1.59+
Harold Wampler & Son	32	95.5	83.5	39.9	4.0	1.58+
Abram T. Lefever	30	51.7	82.3	41.9	3.8	1.58
Norman Kline	28	79.6	85.9	41.7	3.8	1.58
Kenneth I. Sellers	22	48.4	87.3	39.5	4.0	1.57
Clyde E. Deck	33	62.5	89.8	42.4	3.7	1.57
Carl J. Bross	26	58.2	89.4	38.4	4.1	1.57+
Luke I. Patches	29	51.0	90.0	41.2	3.8	1.56
Jessie Weaver	28	29.8	68.5	38.6	4.0	1.56+
Carl J. Bross	35	60.5	93.5	39.8	3.9	1.56+
Elmer Rohrer	31	119.6	88.1	39.6	3.8	1.52
Luke I. Patches	32	50.6	86.6	40.3	3.8	1.55
Lewis M. Werner	30	89.5	80.4	39.1	4.0	1.55+
Raymond N. Getz	32	55.0	84.9	40.6	3.8	1.55
Mark Copenhaver	30	52.9	85.9	37.5	4.1	1.53+
Linford L. Halteman	28	38.0	83.2	40.0	3.8	1.53+
Elmer Rohrer	31	119.6	88.1	39.6	3.8	1.52
Clifford Groff	31	48.5	91.5	37.2	4.1	1.52
Clyde E. Deck	21	64.5	86.6	38.7	3.9	1.50
Jacob M. Smith & Son	33	87.0	83.2	29.6	5.0	1.48
Arnold Acres	31	69.6	76.9	44.7	3.3	1.48
Ferndale Farms	32	57.9	76.5	36.3	4.0	1.47
Henry W. Martin	34	77.5	87.6	40.8	3.6	1.47+
Christian High Jr.	32	54.1	83.0	35.7	4.1	1.46+
Lewis M. Werner	32	91.3	81.4	37.6	3.9	1.46+
Ray R. Sattazahn	28	107.5	82.9	38.4	3.8	1.45
George R. Showers	30	156.0	87.9	39.9	3.6	1.45+
R & J Farms	32	68.8	89.2	39.1	3.7	1.45+
Albert F. Moyer	28	77.8	84.2	36.9	3.9	1.44
Jeffrey D. Rymoff	29	29.1	91.7	36.5	3.9	1.44+
John Brubaker	23	53.0	89.1	41.0	3.5	1.43
Abram N. Hoover	33	85.9	81.9	40.5	3.5	1.43
Warren A. Bucher	37	34.2	83.9	27.7	5.1	1.42
Arthur R. Krall	28	45.0	81.4	37.2	3.8	1.41
Clarence Stoner	33	119.5	87.6	38.5	3.7	1.41+
John Brubaker	42	53.8	90.0	39.9	3.5	1.41
Abram N. Hoover	29	85.7	82.0	38.2	3.7	1.40
Fort Zeller Farm	35	44.6	79.8	34.9	4.0	1.39
John D. Bomgardner	28	39.0	81.2	38.8	3.6	1.39
Arthur R. Krall	29	46.0	85.4	36.7	3.8	1.39
John R. Fortna	24	60.5	88.4	33.9	4.0	1.37
Richard W. Funck	24	24.3	89.2	46.2	3.0	1.37+
Merle Wise	30	32.9	94.6	36.5	3.8	1.37
George R. Showers	29	151.6	83.5	37.5	3.6	1.36+

+ Alternate AM-PM Testing




MORTON BUILDINGS

IN COLOR




MACHINE SHEDS




GARAGES & SHOPS

WINTER DISCOUNTS

NOW IN EFFECT



CATTLE BARNs



HORSE BARNs

For Complete Information & Prices Write or Phone:

MORTON BUILDINGS


RD4, BOX 34A
GETTYSBURG, PA. 17325
PHONE 717-334-2168

CALL US FOR Firestone "ON-THE-SPOT" FARM TIRE SERVICE

**IN-THE-FIELD!
ON-THE-ROAD!
ON-THE-FARM!**

Our fully equipped Firestone farm service truck brings you fast on the spot tire REPAIRS, REPLACEMENTS and HYDRO FLATION

WHEN AND WHERE YOU NEED IT



Our trucks are radio dispatched for faster service when you need it!

SWEIGART TIRE SERVICE

Formerly Sweigart Firestone

677 W. HIGH ST.
MANHEIM, PA

PHONE 665-2258
HOME 665-3603