

Lebanon Co.

HERD SUMMARY AVERAGE DAILY PRODUCTION PER COW

Name	Days On Test	No. Cows	% Cow Days In Milk	Milk Lbs.	% Test	Fat Lbs.
Isaac E. Zimmerman	25	16.0	100.0	57.3	4.0	2.32
Dale E. Hostetter	33	71.2	93.8	48.5	4.1	1.99
Harold G. Bollinger	33	49.4	88.6	48.2	4.0	1.92
Abram T. Lefever	29	51.8	96.5	50.4	3.8	1.90
Robert Martin	28	30.0	90.0	51.1	3.6	1.83
Hubert S. Miller	29	57.0	95.0	43.0	4.2	1.82
Edwin E. Funck	27	38.0	94.3	48.1	3.8	1.82
Galen Bollinger	34	78.9	95.8	45.0	4.0	1.82
Albert F. Moyer	31	77.0	93.1	49.4	3.6	1.78
Raymond N. Getz	33	53.9	79.4	45.9	3.9	1.78
Elmer M. Martin Jr.	36	35.0	81.6	42.7	4.1	1.75
Ernest Wagner	30	41.0	93.4	47.1	3.7	1.72
Ralph D. Shirk & Sons	29	68.6	93.4	46.6	3.7	1.72
Clarence Mase	29	70.8	87.9	47.0	3.6	1.70
Hershey Bare	34	69.0	91.4	44.8	3.88	1.69
Mark G. Boeshore	25	52.0	86.9	40.6	4.1	1.68
Harvey T. Bomgardner	25	90.8	88.6	44.0	3.8	1.67
Lewis M. Werner	30	79.3	84.5	44.6	3.7	1.66
John H. Stick	32	32.0	85.6	40.7	4.0	1.63
Bennetch Bros.	29	69.0	86.0	43.0	3.8	1.63
John D. Bomgardner	30	38.2	86.6	45.3	3.6	1.63
Ernest P. Detweiler	29	38.2	81.8	43.7	3.7	1.63
Irvin H. Kreider	29	42.7	92.7	43.5	3.7	1.62
Arthur Krall	31	46.0	86.8	42.3	3.8	1.62
Jeffrey D. Rymoff	16	25.0	97.8	43.6	3.7	1.62
Marvin K. Meyer	29	74.7	88.3	49.7	3.2	1.61
Warren L. Lentz	30	54.5	93.6	46.0	3.5	1.60
Clarence Stoner	31	103.1	95.3	43.1	3.7	1.60
M. H. & E. E. Houser	32	56.0	95.3	44.8	3.5	1.59
Bennetch Bros.	31	69.0	86.5	41.7	3.8	1.59
Ivan M. Weiler	35	49.8	83.0	44.6	3.6	1.59
Phares Musser	27	44.9	90.2	42.0	3.8	1.59
William R. Meyer	30	217.0	93.7	42.9	3.7	1.58

Walter M. Martin	32	30.2	96.2	48.2	3.3	1.58
David Brandt	30	60.9	84.8	44.5	3.5	1.57
Warren L. Lentz	36	52.3	86.8	43.8	3.6	1.57
Raymond H. Zimmerman	28	40.0	85.0	41.0	3.8	1.57
Cyrus Y. Bomberger	30	165.4	84.5	41.5	3.8	1.56
Mark H. Bomberger & Son	35	59.1	90.8	43.3	3.6	1.56
Kenneth E. Ober	27	40.8	83.7	41.4	3.8	1.56
Kenneth I. Sellers	29	42.0	75.0	41.6	3.7	1.55
Warren A. Bucher	33	34.9	82.0	33.0	4.7	1.55
Abram N. Hoover	28	76.1	89.6	41.4	3.7	1.55
Russel Z. Bomberger	27	72.3	83.1	31.3	4.9	1.54
Fort Zeller Farm	28	48.0	91.8	40.2	3.8	1.54
Norman Kline	34	74.2	83.3	41.5	3.7	1.54
Carl J. Bross	29	61.5	91.4	40.9	3.8	1.54
Harold Wampler & Son	30	90.9	89.3	44.2	3.4	1.52
Geo. & Vincent Arnold	29	75.0	93.3	38.8	3.9	1.52
Ralph E. Sellers	30	37.2	81.2	39.0	3.9	1.51
Daniel B. Shirk	32	39.0	91.0	42.7	3.5	1.49
Sonnen Acres	33	93.1	81.0	41.0	3.6	1.48
Mark C. Patches	29	75.0	80.0	37.8	3.9	1.47
Gideon A. Fisher Jr.	29	27.4	86.5	43.6	3.4	1.47
Simon S. Gingrich	28	61.0	90.8	41.2	3.5	1.46
Daniel B. Shirk	26	38.1	88.2	41.6	3.5	1.46
Richard E. Houser	31	34.7	95.3	38.6	3.8	1.46
Harold Wampler & Son	29	89.9	86.9	43.5	3.3	1.45
Mervin W. Horst	28	33.9	83.2	37.0	3.9	1.45
Maurice M. Bennetch	34	74.0	89.7	39.0	3.7	1.43
Mark Copenhaver	28	58.0	97.7	43.3	3.3	1.43
M. Luther Bennetch	33	46.1	91.4	37.2	3.8	1.42
Isaac S. Brubaker	31	30.1	83.7	39.1	3.6	1.42
Robert E. Kreider	28	39.1	80.9	41.5	3.3	1.38
Ferndale Farms	31	44.0	83.5	35.9	3.8	1.37
John Brubaker	25	49.2	91.2	38.3	3.6	1.37
Ferndale Farms	36	44.6	84.2	35.9	3.8	1.36
Arnold Acres	28	87.0	87.5	40.7	3.3	1.36
Ralph H. Emrich & Son	32	98.6	85.0	33.7	4.0	1.35
John H. Tschudy	27	36.0	94.0	30.9	4.3	1.34
Christian High Jr.	35	55.0	83.9	36.1	3.7	1.33

Cattle Crop Shows Increase


Cattle and calves on Pennsylvania farms July 1, 1974 totaled 1,822,000 head, up 5 percent from 1,737,000 on hand a year earlier, according to the Crop Reporting Service. The number of all cows and heifers that have calved this July 1 at 829,000 was up 2 percent from July 1, 1973. Milk cows numbered 665,000, up 1 percent from the 660,000 on hand a year ago but beef cow numbers at 164,000 were up 7 percent. Nationally, the cattle inventory was 138.3 million head, up 6 percent from a year earlier. Cow inventory for the U.S. totaled 56.5 million head, up 5 percent from last year. Milk cows at 11.1 million head were down 2 percent. Beef cows at 45.3 million head were up 7 percent.

You're invited to a FREE WELDING CLINIC!

Featuring Underwater Welding.

Here's a rare opportunity . . . a chance for farmers and others to learn how to save valuable time and money by doing their own welding.

With improved new Twentieth Century equipment, it's easy. We'll demonstrate it. Then we'll let you try your hand. You'll see how easily you can do a multitude of repair jobs with a versatile new Twentieth Century heavy-duty welder. Remember, it's the handy, low-cost welder with these 8 exclusive features . . .



- 1 Three welders in one.
- 2 A new 400 AMP cutting ground for faster and cleaner cutting, piercing and gouging.
- 3 Overhead and vertical welding easy as flat welding. Saves time.
- 4 Spot welding without attachments, with settings built in, for faster, stronger welds.
- 5 Soldering, also without attachments, with settings built in, for faster soldering without surface preparation.
- 6 Heavier construction — more copper and sturdier electrical steel protect against voltage loss, let you weld better, strike and hold an arc easier.
- 7 You get a "continuous welding" service guarantee — five years on parts, labor and repairs; twenty years on labor and repairs.
- 8 Battery charging with an inexpensive attachment for fast and slow charging of 6, 8, 12 and 24 volt batteries.

WEDNESDAY, AUGUST 14

Starting at 7:30 P.M.



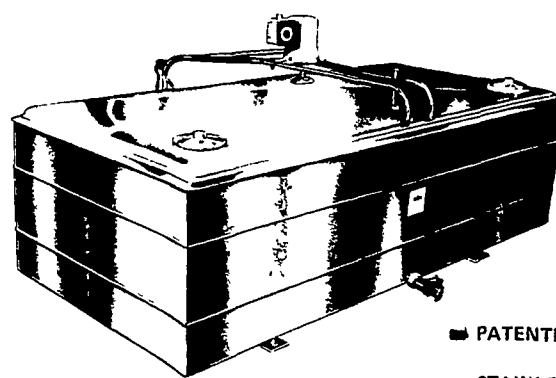
SUPPLY CENTER
1027 DILLERVILLE ROAD,
LANCASTER, PA.
PHONE 717—397-4761

LANCO BEDDING FOR POULTRY & LIVESTOCK WOOD SHAVINGS

BAGGED or BULK —
WHITE PINE in BALES

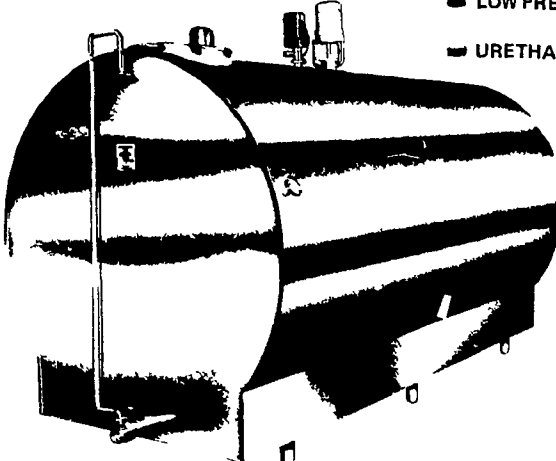
CALL 299-3541

The Proven Performers!



DIPLOMAT —
Proven on thousands of dairy farms the world over.
200 to 1500 gallon sizes

- PATENTED, FULLY-FLOODED GIRTON COLD PLATE
- STAINLESS STEEL CONSTRUCTION
- LOW PRESSURE FREON 12, THE SAFE REFRIGERANT
- URETHANE (FOAMED IN PLACE) INSULATION



AMBASSADOR —
The ultimate tank for the large, quality conscious dairy farmer 500 to 3000 gallon sizes



CLARK ELECTRIC, INC.

RD. 1, Box 82 Kinzer, Pa. 17535

PH: 768-8228