

# Floral Tributes

(Continued From Page 35)

1 cup milk  
4 hard boiled eggs (dice whites of eggs)

4 slices toast or toast cups  
Make medium white sauce with first five ingredients. Add diced white of hard boiled eggs.

**TO MAKE TOAST CUPS:**

Butter bread on both sides and stuff into cup cake pan. Place in oven until crisp and lightly browned.

Pour mixture into toast cups and serve hot. Sift yolks through sieve and sprinkle on top. Serves four.

xxx

**Baked Ham**

1 6-pound canned ham  
1 8-oz. can crushed pineapple  
Light brown sugar and mustard to taste

Mix light brown sugar, mustard and crushed pineapple. Pour on top of ham. Add pickling spices and cloves to top of ham. Bake ham according to directions on can.

xxx

**Skillet Pork Chops**

4 pork chops  
1 cup ketchup  
Light brown sugar to taste  
1/2 teaspoon Worcestershire sauce  
Chopped onion to taste

Brown pork chops and onions, pour off grease. Add remaining ingredients. Bring to a boil and then simmer for 1 1/2 hours.

**Corn Pudding**

2 tablespoons butter  
1 teaspoon salt  
2 pints frozen corn  
4 eggs  
1/2 cup sugar  
2 tablespoons corn starch  
2 cups milk

Cook corn with butter and salt in a saucepan. After corn is cooked, mix all ingredients and pour into buttered casserole. Bake one hour at 300 degrees.

**Sunshine Salad**

2 small boxes lemon jello  
1 can crushed pineapple  
4 shredded carrots  
Add one cup hot water to jello. Let cool, add pineapple and carrots. Pour into jello mold. Serve on lettuce. Top with mayonnaise.

xxx

**Baked Lima Beans**

2 cans dried lima beans, drained  
1 can tomatoes  
Light brown sugar and mustard to taste

Bacon  
Fry bacon and drain. Mash tomatoes. Mix all ingredients and pour into buttered casserole dish. Bake at 325 degrees for two hours.

xxx

**Cracker Pudding**

1 quart milk  
1 cup cracker dust  
1/2 cup coconut  
Yolk of 2 eggs  
1 cup sugar  
Pinch of salt  
Mix ingredients together and cook until thick. Then beat white

of two eggs, add a little sugar and spread on top of pudding.

xxx

**Ice Cream Flower Pot**

3 inch new clay flower pot  
Straw  
Flowers  
Ice cream  
Chocolate wafers

Put aluminum foil on bottom of clay pot, add ice cream. Then crush chocolate wafers and put on top. Stick straw through center of ice cream and add flowers in the straw. Serve.

**FREE**

Subscribers to Lancaster Farming will receive one advertisement free each month in our Mail Box Market. Subscribers using the Mail Box Market will be governed by the following rules:

Limit your advertisement to 25 words; All advertisements must be in our hands by Thursday noon or same will be held over for next week's paper. No business advertisements accepted.



## A NEW SERVICE FOR FARMERS

We'll wash your whale if you have one... and we can help you with your farm clean up chores too! We clean and sanitize poultry houses, milk parlors and cattle stalls quickly and thoroughly. We do paint stripping too!

Whale O Wash can tackle any cleaning problem you may have. For COMMERCIAL customers we clean heavy equipment - truck fleets, construction equipment, tractors, trailers - and even aluminum brightening. For INDUSTRY we clean signs, tanks (inside and out) interior and exterior walls and degrease floors and machinery. For MOBILE HOME OWNERS we can clean exterior surfaces, canopies and porches, fuel storage tanks and provide an exterior waxing service. For the HOME OWNER - we clean exterior surfaces, basement walls and floors, and asphalt and cement flooring. If you have a cleaning problem we haven't mentioned - CALL US. We'll work out a solution with you.

Telephone: (717) 393-3600

MOBILE HIGH PRESSURE WASHING SERVICE

## WHALE-O-WASH


20 East James Street Lancaster, Pa 17602



Need a new Building?

CALL COLLECT OR MAIL COUPON


What kind do you need? What size? Color steel, or color aluminum sidewalls? How soon? Wickes can answer any of your questions about buildings - farm, commercial, or utility storage. Including why you should buy your new one from us. When you know all about Wickes quality, your good judgment will tell you what to do next. And we'll be ready.



ANIMALS



UTILITY



MACHINERY STORAGE



DAIRY

If you're in the vicinity, we cordially invite you to stop in at Wickes Buildings and discuss your needs with one of our experienced planning specialists. Or if you prefer, simply mail the coupon or call us collect and we'll have a Wickes representative drop by to see you with color brochures and more information about our buildings.

Name \_\_\_\_\_  
R.R. and Box No. \_\_\_\_\_ County \_\_\_\_\_  
Town \_\_\_\_\_ State \_\_\_\_\_  
Phone \_\_\_\_\_

Wickes Buildings

A Division of the Wickes Corporation  
(formerly Moriarty Buildings)

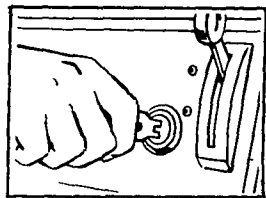
EPHRATA, PA. • TEL: (717) 733-2312  
Highway 222, One Mile North of Town

NOTICE: AVOID PENDING PRICE INCREASE. Order now and save.

Free!

Key Start worth \$30.\*

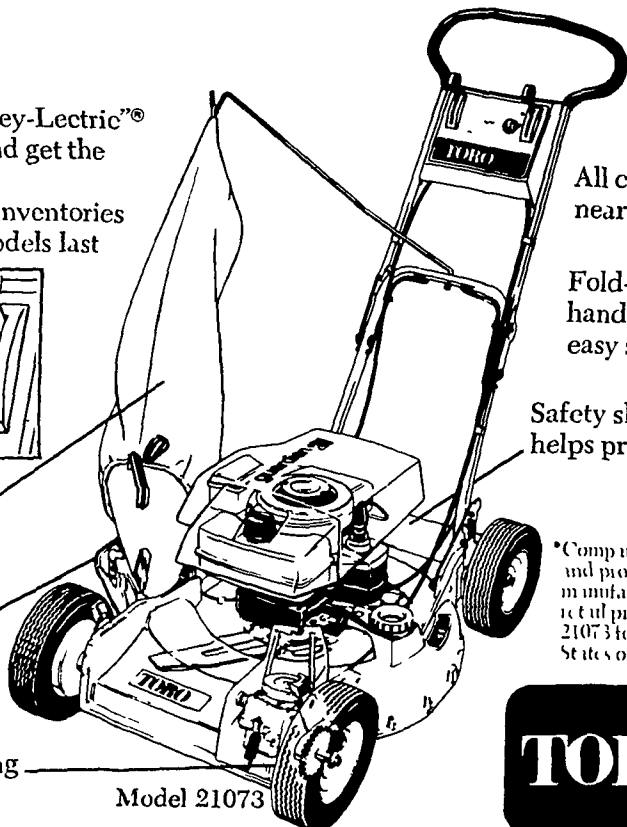
**Limited Offer:**  
Buy this Toro® "Key-Lectric"® starting mower and get the key starter free. Offer good while inventories of promotional models last.



Vacuum bag eliminates raking

Safety bar helps deflect stones

Front-wheel drive makes maneuvering easy



Model 21073

All controls near your hands

Fold-down handle for easy storage

Safety shield helps protect toes

\*Comparing regular and promotional manufacturer's suggested retail price on Model 21073 for Fan Trade States only.



Haven't you done without a Toro long enough?

PLUS S&H GREEN STAMPS

Sales & Service

GEHMAN BROS.

1 Mile North of Terre Hill on Route 897

East Earl, R.D. 1

Ph. 445-6272