

Recipe Exchange

(Continued from Page 20)

Mix all vegetables together. Pour vinegar mixture over them and let in refrigerator 24 hours before serving

Mrs. Wilmer Hoover
R.D.1
Nottingham

xxx

Coconut Shoo Fly Pie

- 1 cup sifted enriched flour
- 3/4 cup light brown sugar
- 1 tablespoon vegetable shortening
- 1 cup Bakers fine grated coconut
- 1 egg, slightly beaten
- 1 cup King syrup
- 1 teaspoon baking powder

1 cup hot water
Pastry for one 9" pie crust
Mix first four ingredients together to form fine crumbs. Reserve 1/2 cup of this mixture for topping. In another bowl, mix the egg, syrup, and 3/4 cup of hot water. Dissolve the soda in 1/4 cup of hot water and add to syrup mixture. Add the syrup mixture to the crumbs, stir thoroughly. Pour into unbaked pie shell, sprinkle with the 1/2 cup crumbs and put in oven immediately. Bake at 425 degrees for 15 minutes and then at 375 degrees for 20 to 30 minutes. Test as you would a cake.

We feel the coconut gives this pie an extra added flavor.

Mrs. Robert E. Wagner
R.D.2
Quarryville, Pa.

My Neighbors



Nowadays, as we work in the garden and ponder as to which spray or dust to use, I'm reminded of the methods used in my mother's garden.

We used the fine wood ash from the kitchen stove to dust the cucumbers. A little lime dusted on plants was also thought to be a help in warding off insects. And, of course, we stuck several dried tobacco stalks in the ground around new cabbage plants.

Maybe the best method would be to follow the advice I heard a man give recently to his wife. "Plant three times more than you use, then there will be enough for the rabbits, groundhogs, birds and insects plus some for you."

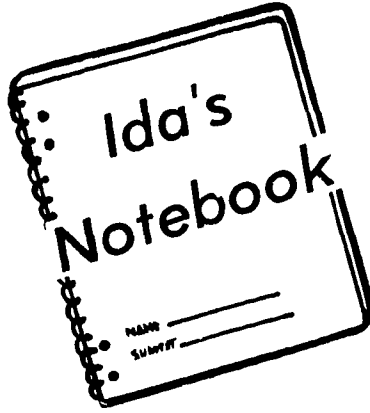
xxx

This summer I took my two youngest children to Craft Days at a local museum. We saw many things but my daughter was most interested in a lady making lace. She told us it takes one and one-half hours to make one inch—such patience. Often if we can't make something in a hurry, we don't even start.

My son enjoyed watching the threshing machine and inspecting the boiler and belts. Of course, I reminisce and tell them about the boy who worked with the threshers and was called a "chaff monkey" Boy, did he get dirty. Even washing at the pump



Ida Risser



Broiler Starts Decrease

Placements of broiler chicks in the Commonwealth during the week ending August 5 were 1,110,000. The placements were 16 percent below the same week a year earlier, and 1 percent below the previous week.

Average placements during the past 10 weeks were 7 percent below a year earlier.

Settings for broiler chicks were 1,763,000 - 3 percent below the previous week and 12 percent below the comparable period a year earlier.

The current 3-week total of eggs set is 13 percent below the same period a year ago.

Inshipments of broiler-type chicks during the past 10 weeks averaged 40,000 compared with 2,000 a year ago. Outshipments averaged 269,000 during the past 10 weeks, 12 percent above a year earlier.

MUNCY CHIEF

HYBRID SEEDS

LANCASTER SILOS


Starline Labor Savers
Feed Lot Construction

SALES & SERVICE

J. Samuel Sherer

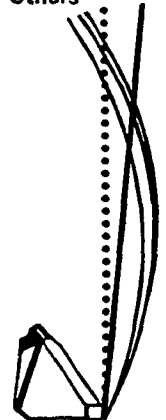
Mt. Joy R.2
Phone 717-653-5207
or 717-653-5208

New from
NEW HOLLAND:
The loader with
the longest
reach.



The New Holland Model L-35 utility loader reaches higher and farther forward than others in its class. It lifts more, too. Operating load (SAE) is 1,800 lbs. And you can change from buckets to forks to blade in seconds. Even converting to back hoe takes only a few minutes.

Others L-35



New Holland bucket thrusts forward. Others arc back.

ASK US FOR A DEMONSTRATION

NEW HOLLAND
DIVISION OF SPERRY RAND

C. E. Wiley & Son Inc.

Quarryville, Pa.

Phone - 786-2895

APPLY YOUR CHEMICALS WITH STIHL SG17

- Easy to handle
- Weight 16.5 lbs.
- Range up to 33 ft.
- Handles dusts, liquid, granulates
- Easy starting even while mounted on your back.



JOHN L. STAUFFER

Repair Service

RD2 Box 67 East Earl, Pa. 17519

Phone 215-445-6175



FREE SAMPLE COPIES

Copies of LANCASTER FARMING are not always easy to find — they are not sold on newsstands — and perhaps some of your friends may not be acquainted with our weekly service.

We'll be glad to send, without charge, several copies of LANCASTER FARMING to your friends or business associates. Just write their names and addresses below — (You'll be doing both them and us a favor!)

_____	_____
To	To
_____	_____
Street Address & R. D.	Street Address & R. D.
_____	_____
City, State and Zip Code	City, State and Zip Code
(You are not limited to two names. Use separate sheet for additional names.)	
_____	_____
Your Name	Address

CHECK here if you prefer to send a Year's (52 issues) GIFT subscription for \$2 each (\$3 each outside of Lancaster County) to your friends listed above. If so \$..... enclosed, or

Bill me later.

Please mail this form to:

LANCASTER FARMING

P.O. BOX 266, LITITZ, PA. 17543