



How To Plant Roses

Planting roses properly requires neither skill nor experience. Simply follow the easy procedure outlined below. Essentials for success with roses are: good healthy plants, well prepared beds with good drainage and a minimum of at least a half a day of sunshine in the areas in which the roses are planted.



1. Well prepared, deeply spaded bed in well-drained area. Dig each hole 15" to 18" wide and as deep. Add a quart of peat moss or compost and mix well with the soil. Form blunt cone of the mixture in planting hole.




2. Prune all rose canes to 12" and re-


Credit Card Regulations

Provisions requiring positive identification on credit cards went into effect on January 25, according to a release from Miss

move any broken or injured roots. Position rose on soil cone so that bud union (swelling at base of stem) is just above the ground level after the ground settles in mild climates and about 1" below the surface in climates where winter temperature falls below freezing. Spread roots out in a natural manner down slope of mound.



3. Work in soil around roots to eliminate any air pockets. Firm soil about roots and add more soil until hole is three-fourths full, then firm with foot or tamper, using care not to injure roots.



4. Fill remainder of hole with water and allow it all to soak in, then refill. After water drains, see that bud union remains at proper level and fill remainder of hole with soil and tamp. Head canes back to about eight inches, making cuts one-fourth inch above an outside bud.

June Wilke, Chester County Extension home economist.

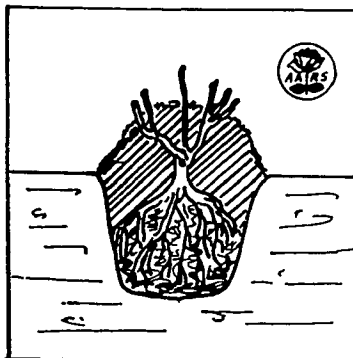
After January 25, holders of credit cards will not be liable for any charges made with a card that is lost or stolen if the issuer of the credit card has not followed the specified provisions.

The provisions set forth as security are:

The credit card must include a photograph, a signature, or some other form of positive identification.

Credit card issuer is responsible for securing the identification.

The issuer must provide credit card holders with self-addressed, postage paid envelopes or post cards to be used to notify the issuer of loss or theft of a card.



5. Mound soil around and over plant to height of eight to ten inches. This protects the rose canes from drying out. When buds break, gradually remove mound of soil — probably within a week or ten days. Loosen name tag so that it does not constrict cane. When vigorous growth starts, apply plant food according to manufacturer's specifications.

Calling All Ages

Cancer is no respecter of age. It kills both young and old. The dollars you give to the American Cancer Society may help wipe out cancer in your lifetime.

Suggestions for Mending Tights

If your young daughter's tights suffer from frequent runs and holes, you can mend them — if you are careful not to make more runs while doing it. Runs and holes in tights come from broken threads in the knit, explains Extension clothing specialist at Pennsylvania State University, Mrs. Ruth Ann Wilson.

To mend the holes or runs, turn the tights inside out, and put a light bulb or round, smooth, hard object inside. This will help you see the hole better.

Using nylon or polyester thread and a needle, go through each of the tiny loops you'll see around the edges of the run or hole. Pull the thread tight as you sew. And this should bring the loops

together.

Trying to mend tights with a sewing machine may not be successful, as you are likely to lengthen the existing run, says Mrs. Wilson.

Any mend in tights will show some, but it will show less if you do it on the wrong side.

Tights are one item where a higher quality pair may give better wear. Usually, the heavier, textured tights do not develop holes and runs as quickly as the smooth, sheer ones. They are also easier to mend and do not show the mends as much.

Examine the construction of tights before you buy them. Look for a strong knit, reinforced heel and toe, and size that's big enough, suggests Mrs. Wilson.

Film Available on Weeds

If you think farmers and hay fever victims are the only ones who suffer from weed problems, you're likely just smelling the blossoms and haven't yet discovered the thorns.

That's the message of a new educational slide film just released by the Weed Science Society of America. Titled "The Wicked World of Weeds", the film is aimed at informing farm and urban audiences alike that they both share the cost and discomfort of weeds whether they see them or not.

The new slide series was shown for the first time at the annual meeting of the Weed Science Society of America in St. Louis. The film was presented along with more than 200 papers by leading authorities on weed and vegetation control during the three-day WSSA convention at the Sheraton-Jefferson Hotel.

According to the film, weed

losses to agriculture alone are estimated at 3.7 billion dollars each year, a cost which follows food right to your table.

It takes million of tax dollars to control weeds along streets and highways, in lakes and streams, in parks and other public lands. Industry spends additional millions to control unwanted vegetation around factories and stores, airports and railroad tracks, pipelines and highlines. It's another expense of doing business, and another cost the consumer must bear when he buys any product or service.

Many people are affected more directly. The film states that 13 million people in the United States suffer from hay fever and asthma, much of it complicated by weeds.

Copies of the slide series are available to schools, garden clubs or any other interested group or individual at a cost of \$8. Simply write to: University of Illinois Vo-Ag Service, 434 Mumford Hall, Urbana, Ill 61801, and request "The Wicked World of Weeds."

Farm Women

(Continued from Page 30)

nurse, and member of Society 23. This program is a service provided free to area residents.

The next meeting will be held April 8, with husbands as guests as a progressive supper. The first course will be served at 6 p.m. at the home of Mr. and Mrs. Jay Charles, Washington Boro RD1, the second at the home of Mr and Mrs. Charles Frey, Conestoga RD2; the third at the home of Mrs. Barbara Nissley, and dessert at the home of Mr. and Mrs. Ralph Kauffman, Lancaster RD2.

The business meeting will be held following dessert.

Society 25

Farm Women Society 25 met recently at the Shady Maple Building at the residence of Society vice president, Mrs. Chester Eshleman, Willow Street RD1.

Mrs. Clayton Haverstick was hostess Mrs. Frank Reapsome led devotions.

Mrs. John Metz, president, conducted the business meeting. The Society voted the Lancaster County Association for Retarded Children for the county project.

Miss Sharon Harnish, Conestoga RD2, showed slides of her work last summer in Mexico, where she helped in a building project for a Bible Institute.

For the next meeting, the group will tour Founders Hall, Hershey

WHOLLY ORGANIC SEA-BORN LIQUIFIED SEAWEED

Introduces The Trace Elements From The Sea For Root or Leaf Feeding of Corn, Tomatoes, Tobacco, Flowers, Lawns, Vegetables, Fruits & other Root Crops

REDUCES TRANS-PLANT SHOCK



The root systems of the two plants.


BROAD BEAN PLANTS, above, show growth stimulation (right) from use of SEA-BORN over control plan (left) not fertilized with SEA BORN. Plant supplement and Leaf Spray.

ZOOK & RANCK, INC.

R.D. 1 Gap, Pa. 17527

Phone 717-442-4171

Sales Rep. Ralph J. Benner



FORD

UNIT PLANTERS

... Meet Your Special Needs, Adapt to Equipment You Now Own. Lowest-Cost Way to Big Yields!

Choice of drill or hill-drop and drill models.

- For Ford Tool Bar: Easily mount 2, 4, or 6 planting units.
- For Ford Angle Frame Cultivator: Mount 2 units quickly and easily. Space rows from 28 to 42 inches
- For Ford Front-Mounted Cultivators: Attach 2 or 4 units to cultivator beams. Easy row spacing from 38 to 42 inches.
- Choose Your Hoppers: Corn or corn-and-cotton, bushel or 1/2-bushel sizes with plates for many crops. Precision-machined bottoms for positive planting accuracy at speeds to 7 mph.
- Choose Other Components: Fertilizer attachments... openers and covers... press wheels... row markers... many other accessories and attachments to meet your special needs. See us now!

Ask about our Payment Terms!

FORD

ALLEN H. MATZ, INC.

505 E. Main St., New Holland
Ph: 354-2214