

## Eggtober Luncheon Treat

In this writer's mind, fall is one of the loveliest seasons of the year. What can compare with the striking colors that are splashed over the trees, the smell of burning leaves and the crisp chill that fills the air? It's a healthy season too, and appetites are soaring. A good hot luncheon treat to serve now is "Shirred Eggs in Hash Baskets."

To prepare this main dish, use the canned corned beef hash that is available in supermarkets. It's quite tasty and certainly a time saver. For four servings, divide one can of hash between four individual baking dishes or ramekins. Press the hash gently against the bottom and sides of the ramekins. Then break two eggs into each ramekin and it's all ready to go in the oven. How could it be more simple?

This is one of many variations that can be used when baking or shirring eggs. If you are the least bit budget conscious it's a good idea to make eggs the main dish at meals during the day. They are a high protein food but are very inexpensive and easy on the budget.

Eggs can be baked in buttered ramekins with no addition of

### Breakfast Sandwich For The Youngsters

We've heard many mothers complain that it is so difficult to get their youngsters to eat breakfast. And for those mothers we are recommending that they serve these "Scrambled Egg Sandwiches."

Most children can't resist sandwiches, and the recipe given here combines nutritious scrambled eggs and bits of bacon in a sandwich that will appeal to the younger set.

The smooth and creamy scrambled eggs are served on refrigerator biscuits that have been rolled out in a circle before baking. While the flattened biscuits are baking, scramble the eggs. Put the scrambled eggs between two of the buttered biscuits and you'll have a sandwich that is nutritious and appealing.

This sandwich, plus a cup of chilled milk and fresh fruit or juice, will insure that your youngster has the necessary body building nutrients to start the day.

Don't be surprised if the teenagers in your family start asking for one of these sandwiches, too. They'll find it easy to eat on the run.

**MENU —** Fresh Fruit, Scrambled Egg Sandwiches, Chilled Milk

**Scrambled Egg Sandwiches**  
 12 refrigerator biscuits  
 6 eggs  
 1/4 cup milk or cream  
 1/4 cup crumbled cooked bacon  
 1/2 teaspoon salt  
 1/8 teaspoon pepper  
 1 tablespoon butter

Separate biscuits and roll out each biscuit to circle 4 inches in diameter. Place on ungreased baking sheet and bake in preheated 425 degree F oven 5 to 7 minutes, or until golden brown. While biscuits are baking, mix eggs, milk or cream, bacon salt and pepper with fork. Heat butter in skillet (approx. 10 inch) over medium heat hot enough to sizzle a drop of water. Pour in egg mixture. As mixture begins to set at bottom and sides, gently lift cooked portions with a spatula so that the thin, uncooked part can flow to the bottom. Avoid constant stirring. Cook until eggs are thickened throughout but still moist, about 3 to 5 minutes. Butter warm biscuits. Pile eggs on six biscuits, cover with remaining biscuits. Serve immediately. Makes six sandwiches.

other ingredients or for more variety: bacon bits, bread crumbs, cream, or herbs can be added. Try these variations and maybe add a few of your own ideas to see just how many ways they can be prepared and served.

Remember too, October is Eggtober which is an even better reason to serve this menu idea now.

**MENU —** Hot Tomato Soup,



**THE TOP MARKET STEERS** at the New Holland Sales Stable's show Thursday morning are shown by Abe Diefenbach, Manager. The steers were entered in the contest by Amos Risser, Elizabethtown R3. Following Risser in the Angus breed was Leon Burkholder, New Holland R1 and Merle Breneman, Mt. Joy R2. Both the champion and the third place Herefords were shown by Willis Hackman, Elizabethtown R3 and Mervin Weaver, Lititz R2 had the second place in breed. Jesse Stoltzfus, Leola, had the best cross-breds followed by Glenn Kulp, Manheim R4 and Harry Hershey, Mt. Joy R1.

L F Photo

Shirred Eggs in Hash Baskets, Banana Orange Salad, Hot Biscuits, Butter, Coffee, Milk.

Shirred Eggs in Hash Baskets  
 1 can (15 1/2 oz) corned beef hash  
 4 eggs

Place equal amounts of corned beef hash into 4 greased ramekins. Spread hash over bottom and sides of ramekins.

Break two eggs into each ramekin. Bake in a preheated 350 degree F oven for 20 minutes, or until eggs are the desired doneness. Serve with horseradish chili sauce, or catsup, if desired. Makes 4 servings.

## TRY A CLASSIFIED AD!

### CUSTOM SPRAYING

For Whitewashing

-- Spray the modern way --

### Use CARBOLA Spray

Carbola dries white, disinfects, kills flies, up to 90% less cobwebs. No wet floors.

**MAYNARD L. BEITZEL**

Witmer, Pa.

392-7227

## Got WET CORN Problems?

Next time, plant earlier, high yielding

**DEKALB XL VARIETIES**  
 BRAND

The Modern Corn for Modern Farmers


**P. L. ROHRER & BRO., INC.**

Smoketown, Pa.

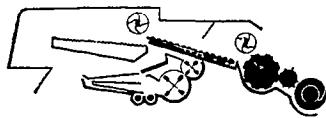
Ph. 397-3539

# Your Local Dealer explains why GLEANER combines have bigger differences than ever. And more capacity.

**YOU HEAR IT AGAIN AND AGAIN—"That GLEANER combine gets more crop and cleaner crop out of the field than any other." Why? GLEANER combines are different from the ten other makes.**



Basic design of other combines



Basic design used only by GLEANER combine

That difference starts right down in front with our *Sure-Feed* system. An exclusive! It controls all crops. Like this—

Header auger feeds into a cylinder-width beater. Retractable fingers comb and spread crop over the entire cylinder width. GLEANER combines use every inch of rasp bar for full threshing, full capacity morning or afternoon—in heavy or light crops.

#### Your crop's under full control

Entire action takes only 15 1/2 inches of crop travel—shortest header-to-cylinder delivery of all! Every "cut" is under full mechanical control to within one inch of the cylinder. Result—feeding accuracy and threshing capacity unmatched even by the heavyweights.

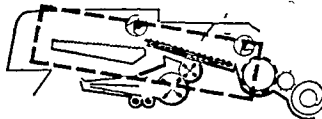
Also, our down-front design puts the pivot point *behind* the cylinder, so material always feeds at the same angle even while headers move up or down.

All others pivot *ahead* of cylinder—resulting in over- or under-threshing. They have a 30 to 98-inch conveyor feed.

Any conveyor tends to bunch material at its center, causing uneven cylinder wear.



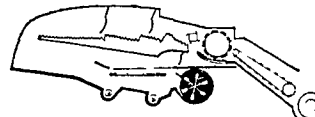
Separating length, other makes



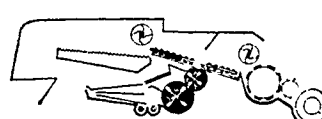
Greater separating length of GLEANER combine

It's easy to see how GLEANER combine down-front cylinder design gives a much *greater separating area*, more capacity everywhere it touches the crop.

Separation begins as wing beater behind the cylinder agitates, fluffs the crop. Air blast from rotating cylinder and beater increases crop agitation. Grain, dust, chaff fall through the straw evenly onto the riddle below. That's early separation, ready for GLEANER combine pre-cleaning.



Single fan cleaning, other makes

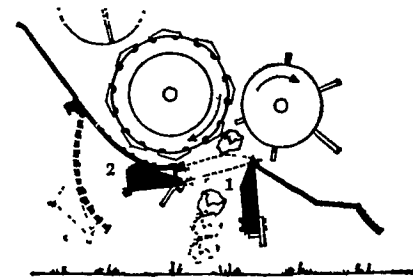


Two fan cleaning, only on GLEANER combine

Here's another difference—*two-fan* cleaning. The others don't pre-clean—

they try to do all the cleaning at the shoe. In the GLEANER combine, the upper fan directs a heavy air blast through the grain stream as it comes off the riddle—*pre-cleans* crop before it ever reaches the shoe. Blows dust, dirt out rear.

Second fan *finish-cleans* the crop at the chaffer and shoe. One fan before the shoe, one fan at the shoe; a bigger, cleaner crop with GLEANER combine.



"Swing-Down" concave bottom and safety concave door

Time and money-saving protection are yours with this important difference: (1) Safety concave door ejects rocks automatically. (2) Swing-Down concave bottom, only two bolts to loosen for fast access, easy adjustment.

Sure-Feed system, controlled feeding, down-front cylinder; greater separating area; two-fan cleaning system, money-saving, time-saving protection in an exclusive concave safety system!

These are only some of the GLEANER combine differences. See the Big New Ones at your dealers where Allis-Chalmers credit plans make 'em easier than ever to own!

**ALLIS-CHALMERS**

**Allen H. Matz Farm Equipment**  
 New Holland

**Grumelli Farm Service**  
 Quarryville, Pa.

**L. H. Brubaker**  
 Lancaster, Pa.

**L. H. Brubaker**  
 Lititz, Pa.

**Roy H. Buch, Inc.**  
 Ephrata, R. D. 2

**N. G. Myers & Son**  
 Rheems, Pa.

**Nissley Farm Service**  
 Washington Boro, Pa.