

Correspondence Courses



SEVEN STEPS IN LANDSCAPE DEVELOPMENT

Landscaping is an art — the art of shaping spaces and a blending of family needs, physical features and existing exposure into a functional design.

Whether you employ an experienced designer or do your own planning and landscaping, good planning is essential. Trees and shrubs must withstand the rigors of outdoor living. Plants and structural features make up

the furnishings creating the outdoor rooms. The lawn is the carpet and the trees become the ceiling providing shade and enclosure for the outdoor space.

Seven Steps To More Beautiful Home Grounds is the title of a new lesson in the Improving House and Grounds course offered by The Pennsylvania State University. It's simply written and detailed charts are provided to guide you in planning your home grounds.

You'll want a copy of the course to study before you begin your Fall planning and planting.

The course is yours by sending \$2.65 to Improving House and Grounds, Box 5000, University Park, Pennsylvania 16802. Make check or money order payable to The Pennsylvania State University.

Have You Heard? (Continued from Page 17)

Washable paints and wallpapers, sudsable working surfaces, and curved corners in cabinets will save a lot of labor once the house becomes a reality.

Safe Way To Prepare Picnic Foods

Keep processed foods such as custards, meat salads, egg or potato salads and moist sandwiches chilled or piping hot to prevent growth of bacteria. Don't allow these foods to remain in the 50 to 120 degree range more than four hours.

Chill thoroughly such cooked foods as fried chicken, baked ham, meat loaf, and fried fish before putting them in the picnic hamper, or better yet — into a cooler if the food won't be eaten for several hours. For hot service, heat over the grill at the picnic grounds.

Don't handle foods if you have any gastric upset.

Wash your hands thoroughly and often. This is particularly important if you are handling raw foods that receive no further cooking before using in salads, sandwiches, and creamed dishes.

Keep insects and animals away from foods during preparation.

WHEAT (Continued from Page 14)

5 The option under which a producer can substitute the planting of wheat for feed grains or feed grains for wheat in any combination will be available. This increases farm efficiency by providing producers the flexibility of adjusting acreages to field sizes and of producing the more suitable crop for their particular operations.

"Details of the 1970 wheat acreage allotment program will be publicized just as soon as we on the county committee become fully acquainted with them," said Mr. Seldomridge. "In general," he said, "the details will be much the same as for the 1969 crop." He pointed out that payments to be made would be subject to any limitations that might be required by Congress.

RENT OR BUY A POWER SCYTHE



Foresters, farmers, highway departments, nurserymen and Christmas tree growers depend on gasoline-powered BRUSHCUTTER for clearing work. It removes trees up to 6", and cuts out dense weeds.

safe, dependable versatile clearing tool


fast safe easy way to clear



BRUSHCUTTER

ELI F. KING


Pond Road R.D.1, Ronks ph. 768-3670



OLIVER 83 Husker-Sheller

Standard or Narrow row widths down to 30 inches

Built in two row widths — 32-inch center handles narrow rows of 30 to 34 inches — 39-inch center takes standard rows from 36 to 42 inches — independent husking and shelling units easy to interchange — picks 150-bushel yields up to 3 mph — roller gathering chains with 17-inch reach ahead of snapping rolls — blade-type snapping rolls reduce shelling losses by 3 1/2 to 6 bushels per acre — exclusive feeding beater and raddle in main elevator keep ears moving, prevent plugging — big-capacity sheller has 64-inch, fully perforated cage — valley-design husking box with 8 rubber and iron, 47-inch rolls — oil-bath gear cases, stout tubular frame — only one pin to pull to swing drawbar from transport to picking position.



N. G. HERSHEY & SON
Manheim, Pa.

FARMERSVILLE EQUIPMENT CO.
R. D. 2, Ephrata, Pa.

CHAS. J. MCCOMSEY & SONS
Hickory Hill, Pa.

TOBACCO FARMERS

SAVE

Spray Your Own Tobacco



With the Easily Portable SOLO MIST BLOWER You Can Spray Your Own Tobacco for Sucker Control.

- Treats 4 - 6 rows at a time
- Lightweight & Effective
- Powered by 2 1/2 H.P. Engine
- Also see us for MH-30


We Sell & Service — Call Us For a Demonstration

ORGANIC PLANT FOOD CO.

GROFFTOWN RD., NEXT TO WATERWORKS
Ph. 392-4963 or 392-0374

HERE ARE 6 WAYS WE COULD SKIMP ON THE FAMOUS LAMCO FORAGE BOX

- 1 Use a Jerky Ratchet instead of SMOOTH WORM DRIVE
- 2 Replace our Safe Heavy Duty Outfeed Apron with a dangerous auger.
- 3 Use common beater in place of our Spiral beater which peels off the material. No Bunching — No Plugging



"LET THE FINGERS DO THE FEEDING"

NO PLUGGING
NO BRIDGING
NO AUGERS

- 4 - Skimp on a Plain open Jaw transmission in place of our Protectively enclosed unit.
- 5 - Replace our Positive expensive worm drive with open gears on our Lower Beater Drive
- 6 - Use ordinary soft wood for our main Stringer and Cross pieces instead of Strong Oak.

BUT...

We won't skimp — We know how valuable Farmers' time is in the Harvest.

Lamco is Safe — Smooth and Trouble free

KINZER EQUIP. CO.

Your Equipment Center in Lancaster County
Box 23, Kinzer, Pa. Phone 442-4186