

Common Setups for Upsets . . . Operate Safely!

Roll-Over Protection On Tractors Is Urged

Miss Audra Robertson, University of Missouri extension safety specialist, calls attention to recommendations of the National Safety Council concerning roll-over protection for farm tractor operators.

The National Safety Council says protective frames or crush-resistant cabs to guard tractor operators in roll-over accidents should be standard equipment on all farm tractors.

The NSC reasoning is, tractor overturn accidents in the United States kill more than 500 farm workers each year. Since operator error cannot be totally controlled, deaths from tractor overturn accidents are likely to continue unless tractors are equipped with basic operator overturn protection.

Considerable evidence is available to show that protective frames—similar to the roll bars in race cars—and crush resistant cabs have the potential to sharply reduce the severity of injuries to operators involved in tractor overturns.

A University of California study indicates it takes less than two seconds for a tractor to tip. When a tractor reaches the point of no return, only seven-tenths of a second is needed to complete the roll-over. The chance of a man jumping to safety at this time is very remote.

In most cases, a protective frame will prevent a tractor from rolling more than 90 degrees.

Even if the tractor rolls all the way over, such as down a steep embankment, the frame is built strong enough to support the tractor's weight.

NSC recommends the use of a seat belt along with the protective frame to provide added protection by keeping the operator in the seat during an upset.

Protective frames for agricultural tractors are now available on some production models. Other tractor makers are also expected to offer them.

PICK PEARS

Beautiful tree-ripened pears may be mushy or discolored on the inside.

This can be avoided, says Carl S. Bittner, extension pomologist. Pick the fruit about one week or ten days before it normally ripens on the tree. Then store it in a cool place until ready to use it. Take the pears out of storage as needed, and let them ripen slowly.

Fertilizers For Fall Seeding

3-12-12
5-10-10
0-14-14
5-15-5
0-20-20










Available in Bags
Bulk or Spread

Call Us Today

Organic Plant Food Co.

GROFFTOWN RD., NEXT
TO WATERWORKS

Ph. 392-4963 or 392-0374

 <p>SPEED</p> <p>Select safe speed for each job. Slow down when turning. Cut speed when working on slopes, near ditches or on rough, uneven ground.</p>	 <p>CROSSING SLOPES</p> <p>Cross slopes slowly. Look out for dips, rises, rocks, gullies, etc., that could trigger upset. Set wheels wide as practical for job.</p>	 <p>UPHILL</p> <p>On steep slopes, look out for dips, rises, rocks, gullies, etc., that could trigger upset. Set wheels wide as practical for job.</p>
 <p>DITCHES</p> <p>Drive slowly when crossing or working along shallow ditches or grass waterways. Stay safely clear of irrigation or large open drainage ditches.</p>	 <p>HIGH HITCH</p> <p>Hitch only to drawbar or regular hitch points. Set drawbar no higher than 17 inches from ground. Engage the clutch smoothly, not suddenly.</p>	 <p>PUBLIC ROADS</p> <p>Observe traffic rules. Signal intentions. Identify rig with SAE emblem. Turn corners slowly. Shift down when going up or down grades with load.</p>
 <p>LOADS ON DRAWBAR</p> <p>Add front end weights for balance. Handle tractor carefully on slopes when crossing ditches on rough ground. Avoid hitting rocks, stumps, etc., with trailing vehicle.</p>	 <p>HIDDEN OBSTACLES</p> <p>Slow down in tall weeds or grass. Watch for hidden logs, stumps, rocks, holes, etc. Keep speed moderate at night and when visibility is poor.</p>	 <p>MISUSE</p> <p>Use tractor for the jobs it's designed to do—not for running errands, herding cattle or just plain horseplay.</p>



FIRST . . . Decide On The Red Rose Cattle Feeding Program

SECOND . . . Contract Your Cattle Feeds Now!

The Red Rose Booking Program guarantees November 1967 through April 1968 delivery of cattle feeds at the bottom market price. You book the supplement you think you will need and pay the **low price** for what you take. There is no charge for what you book and do not use.

RED ROSE 32-BEEF CATTLE SUPPLEMENT — RED ROSE 50-BEEF CATTLE SUPPLEMENT — and RED ROSE STEER FEEDS are the feeds you should use on your feed lot to make **fast gains** . . . and the profits you want. Why wait? Contract your cattle feeds now!

DISTRIBUTORS

Walter Binkley & Son
Lititz

I. B. Graybill & Son
Refton Strasburg

Martin's Feed Mill, Inc.
R. D. 3, Ephrata, Pa.

Ammon E. Shelly
Lititz

Brown & Rea, Inc.
Atglen

E. M. Heisey
Mt. Joy

Mountville Feed Service
Mountville

L. M. Snavelly
Lititz

Elverson Supply Co.
Elverson

Heistand Bros.
Elizabethtown

Musser Farms, Inc.
Columbia

E. P. Spotts, Inc.
Honey Brook

Henry E. Garber
R. D. 1, Elizabethtown, Pa.

A. L. Herr & Bro.
Quarryville

Musser's Mill
The Buck

H. M. Stauffer & Sons, Inc.
Witmer

L. T. Geib Estate
Manheim

David B. Hurst
Bowmansville

Chas. E. Sauder & Sons
Terre Hill