



Checking a pen of Hereford steers at the new Meat Animal Evaluation Center on grounds of Penn State University are, from left: State Secretary of Agriculture Leland H. Bull; Robert L. Kimble, director of the Center; Ben Morgan, extension livestock specialist; and Dr. John C. Shook, director of the Pennsylvania Bureau of Animal Industry, co-chairman of the Center's Executive Committee. The facility began operation on January 1 under the direction of the Pennsylvania Department of Agriculture in cooperation with the Penn State Extension Service.

**Cattle & Sheep Short Courses To Be Held**

A combined short course for beef cattle raisers and sheepmen will be held on the main campus of Penn State University from March 13-15, it was announced recently.

The beef cattle producers will attend a program specifically for them on March 13. The discussion will cover beef cattle potential, herd health, housing, equipment, and breed association presentations.

On March 14, both beef producers and sheepmen will be in joint session. At this time discussion will center around breeding, genetics, nutrition, sire testing, and other subjects where the principles are the same for both beef and sheep.

On March 15, the groups will split, with each receiving help in fitting and showing, handling, evaluating live animals and carcass, and judging of their respective animal of interest.

Individuals cannot attend both courses on March 15, they must select the program they wish to attend, however, any individual 16 years of age or

older is eligible to attend. The fee for each course is \$10 for Pennsylvanians and \$15 for non-Pennsylvanians. Only one fee will be charged.

**TOBACCO MUSLIN**

Large variety of Genuine Red Top FIELD FENCING Carload Just Arrived And Can Make Immediate Delivery.

**W. L. ZIMMERMAN & SONS**

Phone 717-768-3131 INTERCOURSE, PENNA.


**LOADER Sauder BLADE**

Both Loader and Blade use the same Attaching Brackets. . . .


No Wrenches required to change from one to the other.

"Fits" Many Makes and Models of wide Front Axle Tractors.

From This . . .




Loader Accessories:



40" Buckets  
60" or 72"



To This . . .



Blade Accessories:



Side Plates

Skids



"Why wait until you are 'snowed in' again before getting prepared with a SAUDER LOADER, SNOW BUCKET or BLADE? Remember! Some of the 'worst' snow storms we've had in Lancaster County have come in MARCH."

SEE YOUR LOCAL FARM EQUIP. DEALER TODAY

Mfg. by

**Sauder Bros.**

NEW HOLLAND, PA. PHONE — 354-8721