



HIGH AS AN ELEPHANT'S EYE is the sorghum in this corn-sorghum silage planting on the Plain & Fancy Egg Ranch. Showing the comparative man-plant height of the 12-foot sorghum is firm vice president Claude Hess.

L. F. Photo



HOUSE NUMBER 2 under construction. When completed, this second of four scheduled buildings, will hold 15,000 cage layers. Pullets for this house are being grown now, for a December housing date. L. F. Photo

● Egg Ranch

(Continued from Page 4)  
between cage rows are ample to permit manual feeding and egg collecting. The corporation has no plans for automating those two fundamental operations.

The use of an over-sized, Pockman feed trough permits once-a-day feeding. This is done with a gasoline-propelled feed cart. Claude Hess added that less feed wastage is expected because of the construction of the large trough.

Manure collects directly in pits, eight-inches deep by six-feet wide. Drive-in doors at either end of the building will allow a tractor to enter, and manure will be scraped from both ends of the pits to a centrally-located auger which will transport it to a manure spreader outside the house. This will be done regularly, Claude Hess said, although the pit depth would be sufficient to hold several months' manure when weather or time interfered with the cleaning schedule.

VENTILATION

Although we've had quite a few days in August carrying temperatures into the mid-90's, it has never reached 90 degrees inside the cage house, (Continued on Page 9)

\*\*\*\*\*

**AVAILABLE NOW**

● Cert. Alfa Alfalfa	● Cert. Pennscott Red Clover
● Cert. Cayuga Alfalfa	● Pennlate Orchard Grass
● Cert. Vernal Alfalfa	● Reeds Canary Grass
● Cert. Buffalo Alfalfa	● Climax Timothy
● Cert. Naragansett Alfalfa	● Pasture Mixtures
● Cert. Ladion Clover	● Winter Vetch


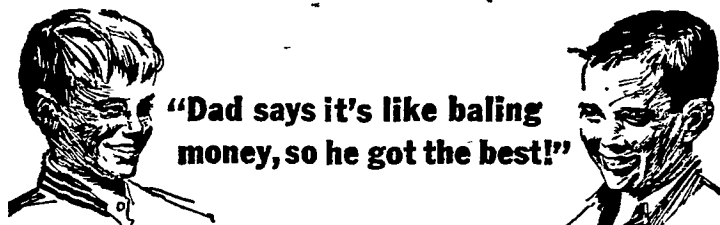
**ORDER YOUR FALL SEED GRAIN NOW**

● Balbo Rye	● Cert. Pennrad Barley
● Norline Winter Oats	● Cert. Redcoat Wheat

**P. L. ROHRER & BRO., INC.**

Smoketown, Pa. Ph. 397-3539

\*\*\*\*\*




**Get big capacity and top quality with an Allis-Chalmers 303 Hay Baler!**

The 303's wide 60" pickup handles light or heavy windrows—cleans the field! Twin-feed rakes move hay evenly into the baling chamber, comb out wads, to form tight, square bales. Grooves are formed on the bale to minimize twine or wire slippage. See the 303 and the complete line of A-C tools for haying!

- |  |   |
|--|---|
| <b>L. H. Brubaker</b><br>Lititz, Pa.               | <b>N. G. Myers &amp; Son</b><br>Rheems, Pa.         |
| <b>Chet Long</b><br>Akron, Pa.                     | <b>Nissley Farm Service</b><br>Washington Roro, Pa. |
| <b>Grumelli Farm Service</b><br>Quarryville, Pa.   | <b>L. H. Brubaker</b><br>Lancaster, Pa.             |
| <b>Allen H. Matz Farm Equipment</b><br>New Holland |   |

**Ful-O-Pep Pro-Sweet Supplement produces fast, low-cost gains**



Ful-O-Pep Pro-Sweet Supplement is built to do a job . . . to turn your grain and roughage into beef quickly and at low feed cost. This nutritious protein-vitamin-mineral-molasses supplement whets cattle's appetites, gives them valuable bloom. And best of all, Pro-Sweet is convenient, efficient, and economical.

**Ask for Ful-O-Pep Pro-Sweet Supplement**

- |   |  |
|---|--|
| <b>Harold H. Good</b><br>Terre Hill               | <b>S. H. Hiestand &amp; Co., Inc.</b><br>Salunga |
| <b>H. M. Stauffer &amp; Sons, Inc.</b><br>Witmer  | <b>Grubb Supply Co.</b><br>Elizabethtown         |
| <b>Stevens Feed Mill, Inc.</b><br>Stevens, Penna. |  |

