

Wheat Allotment Notices Mailed

Notices of 1964-crop wheat acreage allotments are being mailed to all wheat farm operators, on April 22, 1963, Fred Seldomridge, Chairman, Agricultural Stabilization and Conservation County Committee, has announced.

For most wheat farms, the Chairman explained, the allotment represents the farm's share of the 1964 national wheat allotment of 49.5 million acres. For small farms, however—those with wheat allotment of less than 15 acres, the allotment represents the larger of (a) the farm's allotment based on the national allotment, or (b) 90 percent of the farm's average 1959-61 wheat acreage, but not more than 15 acres.

Mr. Seldomridge pointed out that all the wheat produced on a participating farm's wheat allotment acreage may be marketed free of penalty if marketing quotas are made effective for the 1964 wheat crop. All wheat from a farm which has three base years 1959-61, how-

Wheat Allotment

had no wheat history in the past, would be subject to a marketing quota penalty.

The question of whether to use marketing quotas for the 1964 wheat crop will be decided by wheat growers in a referendum on May 21. "Small farm" operators will be eligible to cast ballots provided they register by May 13—their intention to participate in the 1964 program as an allotment grower. They will do this by signing in the space provided on the back of the regular allotment notice, MQ-24, and filing the notice at the Agricultural Stabilization and Conservation Service county office before the deadline.

Under quotas, a small farm operator who does not elect to participate in the wheat program as an allotment grower would be able to stay out of the program, and plant wheat up to the larger of his 1964 allotment or his 3-year base (but not more than 15 acres) without being subject to marketing quota penalties. Penalties would apply to wheat in excess of this limit. Such a grower will not be eligible to vote in the referendum, however, and he would not be eligible for price sup-

port or diversion payments. If at least two-thirds of the growers voting in the referendum approve quotas for the 1964 wheat crop, price support will be available to participating growers who keep within their acreage allotment at (a) \$2 a bushel, national average, on certificated wheat, and (b) \$1.30 a bushel, national average, on noncertificated wheat; and diversion payments will be made to growers on acreage diverted from wheat production into a conserving use (including the acreage reduction reflected in the farm allotment).

If more than a third of the growers voting in the referendum oppose the 1964-crop wheat quotas, price support at 50 percent of parity (about \$1.25 a bushel) will be available to participating growers who keep within their acreage allot-

Farm Writer Is Honored

Ovid A. Martin of the Associated Press was awarded the annual J.S. Russell Memorial Award for distinguished service to agriculture.

Mr. Martin of the AP's Washington Bureau was presented the award at a banquet of the Newspaper Farm Editors Association during the organization's annual Spring meeting Monday night in the Hotel Washington. The award by the N.F.E.A. honors the late J.S. Russell, long-time farm editor of the Des Moines (Iowa) Register and Tribune, a founder of the N.F.E.A., and an outstanding figure for many years in agricultural activities, public and governmental.

Mr. Martin is the third member of the N.F.E.A. to be honored. He was named for informed and comprehensive reporting of agricultural news and a rare degree of professional excellence, which has contributed to a better public understanding of farmers and farm problems.

The 59-year-old newsman has covered the Department of Agriculture and farm news throughout the country since 1937.

Chicago

(Continued from Page 2)

00 Several loads Prime 1175-1425 lbs 24 75, bulk High Choice and Prime 1100-1450 lbs 23 75-24 50 and load Prime 1417 lbs 24 50 Bulk Choice 900-1350 lbs 22 50-24 00, closing 23 00-24 00 Choice 1350-1550 lbs 22 25-23 50 closing 22 75-23 50 Load high Choice 1551 lbs 23 25 and early in week load average to high Choice 1550 lbs 22 50. Bulk Good 900-1200 lbs 21 50-22 75, loadlots Mixed Good and Choice mostly 1000-1300 lbs 22 50-23 25. Standard and Low Good 19 00-21 00 including several loads Standard 1200-1350 lbs Holstein 19 50-20 50

Slaughter Heifers Late two loads High Choice and Prime 975-1125 lbs 23 75 and on Monday three loads comparable grades 1000-1075 lbs 23 25-23 35 Bulk Choice 850-1100 lbs 22 50-23 50. Good 21.25-22 25. Loadlots Mixed Good and Choice 22 25-22 75. Load Standard 825 lbs. 20.75.

Cows Utility and Commercial closed at 15 25-17 75. Canner and Cutter 13 75-15 75.

Bulls Utility and Commercial closed at 19.00-21.00.

USE Age Old New Jersey GREEN SAND

(natural Potash and trace minerals) and CALPHOS (Collidal Phosphate)

These natural marine deposits are ideal for your farm and garden. Available in any quantity in bags or use our modern BULK FIELD SPREADER SERVICE. It is the practical and economical way to maintain soil fertility.

Brooklawn Farm

118 Kreider Ave. Lancaster Ph. 569-1580 or see your local dealer

ments. Without quotas, no diversion program would be in effect. As in the past, the allotments will remain in effect, whether or not quotas are approved for the 1964 wheat crop.

BEAUTIFY YOUR HOME WITH WALL PAPER

Style And Beauty At Big Savings!

It's easy to make your home "shine like a new penny" with beautiful easy to apply Penn wallpapers. And so inexpensive (you can save up to 1/2) when you shop by mail through our big new sample catalog. Contains actual samples of 99 smart new styles color harmonized to make good selection easy. All washable and sunfast. Easy to follow instructions for measuring and hanging so that just about anyone can achieve "professional" results. WE PAY THE POSTAGE on all shipments. Write for FREE CATALOG today.


PENN WALL PAPER MILLS
Since 1908 Bridgeton, N. J. "Dept. 5"

- Automobile Repair
- Road Service
- Greasing, Polishing and Waxing
- Power Mower Work
- State Inspection
- Welding

Brubaker's Garage

R. D. 1, Leola, Pa.
Cor. 222 and Quarry Road
Ph. 656-9124

Great on hills and on the level!
the compact.
John Deere 1010 Row-Crop Utility




Most-usable 35 h.p. on the market! This "1010" Compact is designed and powered to handle easily any job you ask it to do. Work it on slopes with the security only a low-profitable 4-wheel tractor can give. Work it inside and around buildings; it turns short, maneuvers with ease. Cultivate advanced crops with ample clearance. Hustle 2- or 3-bottom plows; drawn, 3-point, mounted, or 540-1000 rpm PTO tools. Throttle down, shift up, on light loads; get Variable-Horsepower economy (up to 35 h.p., gas or Diesel). We'll demonstrate. As about our convenient and confidential Credit Plan.

Also Available: 1010 Row Crop and 1010 Row Crop Utility Special

LOOK to SHARON

FOR THE ANSWER TO YOUR INDUSTRIAL . . . COMMERCIAL BUILDING NEEDS



- *Sturdy, Clear Span Framing
 - *Exclusive Trim Feature
 - *Attractive . . . Colorful
 - *Simple To Erect
 - *Reasonable Package Prices
- CALL US . . . WE WILL GLADLY DISCUSS YOUR NEEDS . . . NO OBLIGATION

CALEB M. WENGER

R. D. 1 Drumore Center KI 8-2116 QUARRYVILLE, PA

Hoffman SEEDS

FOR THE QUALITY THAT MEANS

Bigger Yields

Hoffman FARM SEEDS



ALFALFA • GLOVER • PASTURE
OATS • FUNK'S G-HYBRIDS

LANDIS BROS. INC. Lancaster 393-3906
WENGER IMPLEMENT CO. Buck BU 4-4467



A. B. C. GROFF New Holland 354-8001
SHOTZBERGER'S Elm 665-2141

ALAN BEYER Christiana LY 3-5687
EDWARDS & COX Oxford 932-2929

M. S. YEARSLEY & SONS West Chester 696-2990
H. S. NEWCOMER & SON Mt. Joy 653-3361



There's a modern John Deere New Generation Tractor in your power size, model, and fuel type. A wide variety of optional equipment meets any requirement. Ask us for a field demonstration soon.



CHOOSE FROM THE LONG GREEN LINE OF CUSTOMERIZED JOHN DEERE TRACTORS