


For the Farm Wife and Family



BAKING SODA MAGIC

By Mrs. Richard C. Spence

Next time you measure baking soda into a mixing bowl to make a delicious chocolate cake, ask yourself: What other cleaner would I dream of baking with? Or swallowing as a heartburn remedy — gargling and brushing my teeth with — bathing in to relieve a skin rash? Baking soda (pure soda bicarbonate) is unique among household products for its many divergent uses. And not the least of them is cleansing.

Soda, the gentlest household cleaning aid, is ideally suited to 90 per cent of your cleaning day tasks — everything but heavy duty scrubbing and scouring. Cleaning with soda prevents skin roughness often caused by strong soaps, detergents and cleansers. Because soda is pure and entirely odor free, it leaves no pungent after-odor on your hands. In fact, soda is an excellent deodorizer for your hands after you occasionally scrub with any of the modern-day chlorinated scouring powders.

Here are some ways soda can be used to help you do a better job of housekeeping:

REFRIGERATORS AND FREEZERS

For inside surfaces sprinkle baking soda on damp cloth and wipe all surfaces including shelves and racks. Rinse with clear hot water and dry. Wash ice trays, crisper boxes and all food containers in a solution of 3 tablespoons baking soda dissolved in 1 quart of warm water. Rinse in clear hot water and dry.

COFFEE POTS, GLASS OR STAINLESS STEEL

not aluminum
Wash in a solution of 3 tablespoons baking soda dissolved in 1 quart of warm

water or run coffee maker through brewing cycle using 3 tablespoons baking soda instead of coffee. Rinse in clear hot water and dry well.

FOOD AND DRINK CONTAINERS

Lunch boxes, bread boxes,

vacuum bottles, picnic jugs, ice buckets

Wash first in hot soapy water. Sprinkle 2 tablespoons baking soda in each container. Partly fill with warm water and wash. Shake bottles well. Rinse in clear hot water. Rub corks of bottles with dry baking soda. Dry containers but let bottles air dry.

SILVERWARE

For on the spot cleaning sprinkle baking soda on damp cloth and rub tarnished spots. Rinse well and dry. For electrolytic cleaning spread a sheet of aluminum foil in an enamel pan. Add 3 tablespoons baking soda and 3 quarts water. Bring to boil; remove from heat and lower silver into the hot solution. Let stand a few minutes, then rinse in hot clear water. Dry thoroughly and polish with soft dry cloth.

TILED SURFACES

Sprinkle soda on damp cloth and rub bathroom or other tiled surface. Rinse with clear

hot water, and tiles will gleam.
CRYSTAL AND CUT GLASS
Wash in a solution of 3 tablespoons baking soda dissolved in 1 quart of warm water. For stubborn stains make a paste of baking soda and water. Rub surface or use a soft brush. Rinse in clear hot water and dry with a soft cloth.

PLASTIC DINNERWARE

Sprinkle baking soda on a damp cloth and rub plastic ware. Rinse in clear hot water and dry as usual.

QUICK HINTS WITH SODA TO KEEP YOUR IRON READY FOR USE:

Rub that starch-stained iron with a cloth or sponge sprinkled with baking soda and all

starch will disappear.
TO REMOVE BURNED FOOD FROM FRYING PANS:

Sprinkle generously with baking soda. Cover and let stand a few minutes. See how easily the food rubs off.

TO STOP GREASE FIRES QUICKLY:

When grease catches fire in a skillet or boiler, throw baking soda liberally on blaze. Soda smothers fire by forming carbon dioxide gas which shuts out oxygen. Being a cooking ingredient, soda does no harm to food, and can be rinsed away once the fire is extinguished.

(Continued on Page 15)

WATER

Is your water safe to drink? Uncertainty represents an unnecessary health hazard. Have an approved bacteriological and/or chemical analysis performed at

SOIL

Now is the time for soil analysis prior to fall seeding. Prompt analyses and recommendations from

LANCASTER LABORATORIES, INC.
2425 NEW HOLLAND PIKE, LANCASTER, PA.
Phone Leola OL 6-9043

Whatever Else You Do . . . SAVE TOO!



There is nothing like a savings account for giving you a feeling of security. You can get your funds without delay, without borrowing and without selling. Best of all, while your money is in the bank awaiting your call, it is in a safe place.

That is why we say, "Whatever else you do, save too."

3½% Interest Paid On Certificates of Deposit for 1 Year

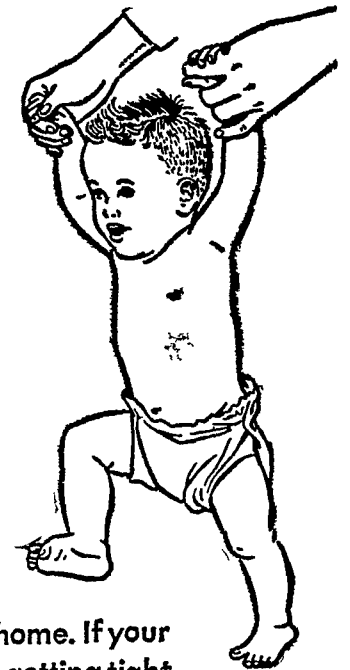
2½% Interest Paid on Savings Accounts

Use Our Convenient Drive-In Window	FREE PARKING
One-half block from Penn Square on South Queen Street — Rear of Main Bank	25 S. Queen Street — Swan Parking Lot — Vine & S. Queen Sts. Stoner Parking Lot — S. W. Corner Vine and Queen Sts.

Conestoga NATIONAL BANK

"Serving Lancaster from Center Square since 1839"
MILLERSVILLE BRANCH 302 N. GEORGE ST.
Maximum Insurance \$10,000 per depositor
Member Federal Deposit Insurance Corporation

Need More Room?



Growing families have a way of growing out of their home. If your accommodations are getting tight and it's time to make a move, then it's our business to help you with the financing at the lowest possible cost.

Stop in and talk over your plans.

CURRENT DIVIDEND

4% Per Annum Paid on Savings

ALL ACCOUNTS INSURED TO \$10,000


FIRST FEDERAL Savings and Loan ASSOCIATION OF LANCASTER

25 North Duke St.
Customer Parking in Rear
Phone EX 3-0601



SUPER Self Service SHOES

220 W. King St.
Lanc Co's Largest Shoe Store
All 1st Quality Super Low Prices



AUTOMATIC DELIVERIES!

Based on the severity of the weather and your "degree-day" needs. No need to call us — and no worry about running short.

GARBER OIL CO.

MOUNT JOY, PA.
Ph. OL 3-2021
105 Fairview St.