

Milk Producers
(From page 1)

above the New York price. asked how such a might effect the class one milk, York would improve the of more promo- the part of dealers ve counted on sale of

class three milk products to make a good margin of profit. He said if dealers suddenly find some of the profit gone from class three products, they would push the sale of class one milk.

When asked what effect the action might have on the price of class three milk in

the Philadelphia market, York said the price of class three milk in Philadelphia would have to go up at the same time, or a surplus would be attracted to the Philadelphia market.

For many years, the lower price for manufactured milk in the New York market has attracted dealers to the market. The dealers have encouraged producers to sell milk in the market and have created surpluses which they could buy at prices favorable to the dealer.

"But" York concluded, "There is a responsibility on the part of the farmer to produce milk in line with the needs of the market" Only when farmers do this will they have the power they need in the market place to force enactment of programs that transfer some of the increased purchasing power of the consumer to the farmer.

Jerseys
(From page 5)

of fat and an index rating of 93; W W Mads O K, 12,644 pounds of milk and 685 pounds of fat and an index rating of 119; Cornwall Gamboge Sophia, 10,824 lbs. of milk, 625 pounds of fat and an index rating of 124 Osborne says, realizing we must obtain all the efficiency possible under today's danying conditions, the American Jersey Cattle Club launched their cow power program as another service to owners of Registered Jerseys.

Chicago Yards
(From page 3)

down all grades and most prime steers 1200-1350 lbs. steady to 50 higher, heavier steers 50-100 higher with choice 1200-1350 lb. weights at greatest advance. Choice heifers steady, good and below steady to fully 50 lower. cows 25 to mostly 50 higher, Bulls 50-100 higher, other classes in very small supply. Bulk good to prime 900 - 1600 lb. slaughter steers 20-23.50, load prime 1295 lbs. 24.00 most prime and mixed choice and prime 1100-1300 lbs. 22.25-23.50. 13-1550 lbs. 21-22.25. Most choice 900-1600 lbs. - 20.50-23.00 with most 900-1300 lbs 21.75-23.00 Good 900-1300 lbs. 20.75-22. Utility and standard 18.50-20.50. Choice heifers 22.00-23. Good 20.50-21.75 Cutter, Utility and commercial cows 14.00-16.50 late, canner 12.25-14.50 Utility & commercial bulls 17.50-21.00. Good and choice vealers 22-23.00. Several loads and lots of good to mostly choice 750-1000 lb. feeding steers 21.00-23.75. load, choice 750 lbs. 23.75 few medium and good 450-525 lb steer calves and light weight stock steers 22.90-24.25.

41-20th Anniversary-1961
SUMMER SALES PROMOTION

Now-Bigger Than Ever!
Special Anniversary Prices
MANY-MANY SPECIALS

See Us Today!

Charles B. Hooper

INTERCOURSE PH. SO 8-3501

Anniversary Sale
JULY 17-22

dry Goods - Notions

DACRON — NYLON — JERSEY
PRINTS AND PLAIN

- Sewing Supplies
- Gifts for all occasions

—SAVE—

ANNIVERSARY PRICES
DOOR PRIZES GIVEN


Store Hours: 8 a. m. to 8 p. m. except
Wednesday & Saturday 8 a.m. to 6 p.m.

PP'S DRY GOODS STORE

ON RT. 340

Midway between Bird-in-Hand and Intercourse

are Your
s for High
EGG
duction
FEED



WAYNE Growing Mash

—to help develop large, fully matured pullets with big capacity for early fall and winter eggs. Let us help you get those EXTRA EGGS. Come in NOW.

H. M. STAUFFER & SON'S, Inc.
Wiimer - Ronks - Leola

MOUNTVILLE
FEED SERVICE
R. D. 2, Columbia

MILLERSVILLE
SUPPLY CO.
Millersville

GRUBB SUPPLY CO.
Elizabethtown

HERSHEY BROS.
Reinholds

ROSS C. ULRICH, JR.
R. D. 2, Peach Bottom

SHINE FARM
SUPPLY
& Newmantown

HRER'S MILL
R.D. 1, Ronks

BAUDER & SONS
D. 1, East Earl

STAUFFER & SON
& Bel'aire

VALLEY MILLS
1, Willow Street


ZARTMAN'S ROLLER MILLS

E. F. ZARTMAN, PROP.

Buyer Of Milling Wheat and Grain Storage

LITITZ, R. D. 1

Ph. MA 6-2296



- 24x42' MACHINERY SHED \$1098
- 30x70' LIVESTOCK SHED \$1990
- 46x98' LOAFING SHED \$3998

SHARON'S Modern combination steel and wood farm buildings. Other sizes available.


FOR FURTHER INFORMATION CONTACT

CALEB M. WENGER


R. D. #1

QUARRYVILLE, PA.

Drumore Center KI 8-2116



BEFORE you build INVESTIGATE



Big Dutchman DUR-A-FRAME
Clear Span Steel Trusses

- ✓ wall-to-wall post-free interior
- ✓ 34, 40, 50, 60, 70-ft. CLEAR spans
- ✓ easy, fast, 3-bolt assembly.
- ✓ economical—designed for use with standard materials and sizes

SIZES			
Side Wall	Clear Span	Side Wall	Clear Span
6' x 34'	8' x 50'	8' x 50'	14' x 50'
6' x 40'	8' x 60'	8' x 60'	16' x 60'
12' x 40'	8' x 70'	8' x 70'	
16' x 40'			

UNLIMITED APPLICATIONS
Warehousing • marinas • cement block storage • loafing barns • machine sheds • poultry buildings • grain storage • airplane hangers • produce storage • light & heavy manufacturing • used car lots • restaurants • bowling lanes • school bus barns • and dozens more!

Big Dutchman DUR-A-FRAME Division
407 W. Washington • Zeeland, Michigan
CONTACT YOUR LOCAL DEALER TODAY!

KUIPERS BROS., Inc.

NEW HOLLAND

Phone EL 4-5111



P. L. ROHRER & BRO., INC.
SMOKETOWN, PA.
Ph. Lanc. EX 7-3539

CERTIFIED WHEAT

- RED COAT
- PENNOLL
- DUAL
- SENECA

CERTIFIED BARLEY

- HUDSON
- WONG

REIST SEED COMPANY

MT. JOY

Ph. OL 3-3821