

berries over bottom layer. Place frosted sides together. Swirl remaining frosting over top of ring. Garnish with fresh whole strawberries. Serve immediately.

**ORANGE BUTTER ICING**  
 ¼ cup butter (1½ sticks)  
 2½ cups sifted confectioners sugar  
 2 tablespoons orange juice  
 2 tablespoons grated orange rind  
 Cream butter and confectioners sugar together. Add orange juice and rind; beat until smooth and fluffy. Spread between layers and on top of poundcake ring.

**STRAWBERRY CIRCLE CAKE**

½ cup butter

"Prompt Ball Bond Service"  
**BUHRMAN'S CONVENIENT PARKING LOTS**

Opposite Brunswick Hotel — Opposite Post Office

Next to Western Auto Store  
 115 East King Street

Norman A. Buhrman,  
 228 N. Duke St.

"Prompt Ball Bond Service"

½ cup sugar  
 1 egg  
 ½ teaspoon vanilla  
 1½ cups sifted cake flour  
 1 teaspoon baking powder  
 ½ cup milk  
 ½ teaspoon salt

**TOPPING**

¾ cup sugar  
 ⅛ teaspoon red food coloring  
 ¼ teaspoon salt  
 2 cups fresh strawberries  
 2 teaspoons cornstarch  
 1 cup (½ pint) whipping cream  
 ¼ cup sugar

Butter and flour an 8-inch form pan or an 8-inch round cake pan; set aside. Cream butter & sugar. Add egg and beat well. Blend in vanilla. Sift dry ingredients, add alternately with the milk beginning with dry ingredients. Pour into prepared pan and bake 25-30 min. in a 350 degree oven. Cool cake in pan.

To prepare topping, add sugar, red food coloring and salt to strawberries in top of double boiler. Heat mixture, stirring lightly until sugar is dissolved and juice begins to drain from berries. Remove

from heat and drain berries, reserving ½ cup juice. Arrange berries on top of cooled cake. Blend two tablespoons of the reserved juice into the cornstarch. Add to the remaining juice and cook over low heat, stirring constantly, until mixture boils. Cool slightly and pour over cake. Chill until topping is set. Just before serving, whip cream until stiff; fold in sugar. Remove cake from pan and frost sides with whipped cream mixture. Using a decorating bag, pipe whipped cream around top edge of cake.


Something special for Fathers' Day—

**FATHER'S CHOCOLATE CAKE**

3 squares unsweetened chocolate  
 ½ cup water  
 ½ cup (1 stick) margarine  
 1½ cups sugar  
 1 teaspoon vanilla  
 2 eggs  
 2 cups sifted flour  
 1½ teaspoons baking powder  
 ½ teaspoon salt  
 ½ teaspoon soda  
 1 cup milk

Over boiling water, melt chocolate with water. Cool. Cream margarine and sugar together until fluffy. Blend

**For the Farm Wife and Family**



in chocolate. Add vanilla and eggs. Beat well. Sift flour, baking powder, salt and soda together. Add alternately with milk to creamed mixture, mixing after each addition. Pour batter into two 9-inch round layer cake pans which have been greased, lined with waxed paper and paper greased. Bake in a moderate oven (350 degrees) 25 to 30 minutes. Cool. For Filling: Cook as directed on package, 1 package chocolate pudding mix with 1½ cups milk. Cool and spread between layers. For Frosting: Melt three squares unsweetened chocolate in double boiler. Remove from heat and blend in 1½ cups confectioners (Turn to page 10)

**HERR'S BULK BIN SERVICE**

*Builders of Feed and Grain Bins*

**ALL SIZES TO FIT EVERY NEED**


GORDONVILLE, PA.

Ph. SO 8-3931

**SUPER Self Service SHOES**

220 W. KING ST.  
 Lanc. Co.'s Largest Shoe Store  
 All 1st Quality  
**SUPER LOW PRICES**

*for convenience ... for confidence*



**VACATION**

Perhaps, you, like so many others in 1959, decided that you were going to have ready cash when it came time for vacation in '60. And like so many, you joined the Fulton Vacation Club. A wise thing to do—for the thrifty-minded individual. Now you can have a grand vacation in '61 by joining the Fulton Vacation Club Now.

*For Convenience, for Confidence, Bank at the Fulton*



PENN SQUARE ★ McGOVERN AVE ★ MOUNTVILLE ★ EAST PETERSBURG ★ AKRON  
 member federal deposit insurance corporation

**THE FARMERS SUPPLY**

137 East King St.

Lancaster, Pa.

*Grow bigger, better*  
**TOBACCO PLANTS**

**Blue Mold Control**

Applied in dust form  
 Easy to apply every five days

**FERMATE DUST**  
 25 lbs. \$4.25

**FERMATE**  
 Apply as a wet spray.  
 Mix with water  
 3 lbs. \$2.39

**AGRI-MYCIN**

Effective control for wildfire and blue mold. Mix with water and spray plants.

Antibiotic Spray Powder

**STREPTOMYCIN**

To prevent seed bed infection of blue mold and wildfire by using 1 pound per 50 gallons of water.

Antibiotic Spray Powder

- Bug-Geta Pellets 6 lbs. \$2.39
- Snarol Meal - Kil's Cutworms 6 lbs. \$2.00
- Dried Blood 100 lbs. \$7.95
- Nitrate of Soda 100 lbs. \$4.85
- Instant Vigoro 3 lbs. \$3.00
- Miracle Gro 5 lbs. \$5.00
- Black Leaf 40 6 oz. \$2.39

**TRANSPLANTONE**

A water-soluble powder to promote root growth when plants are transplanted. A hormone - multiplies roots and makes strong plants 1 lb treats 8 acres

1 lb. \$4.00

Order by Mail We will send via parcel post.

**Wild Fire Control**

**BORDEAUX MIXTURE**

Used as a wet spray, 4 lbs. makes 50 gals. of spray. Two applications are needed when plants are small.

4 lbs. \$1.45

**NEUTRAL COPPER**

Use as a spray on tobacco plants against blue mold. Can be used with insecticides. Use 4 lbs. to 100 gallons of water.

6 lbs. \$2.89

**FERTILIZERS & STARTERS**

D D T Kills Fleas, Beetles. Mix as wet spray using 2 lbs D. D. T. to 100 gallons of water.

4 lbs. \$1.45

**NUTRI-LEAF "60"**

Feed tobacco plants through the leaves 3 or 4 applications during the growing season helps to produce quickly big healthy plants

5 lbs. \$1.75

50 lb. Case \$15.75

**ORTHO PLANT FOOD**

A balanced liquid fertilizer that is immediately available to plant roots at transplanting time. 1½ pts needed per 55 gals. of water.

1 gal. \$4.98

5 gal. \$14.75

**V. H. P. F.**

A complete fertilizer soluble in water. Used at transplanting time at the rate of 3 lbs per 100 gals. of water. Insures rapid growth, better stands

30 lb. Case \$7.50

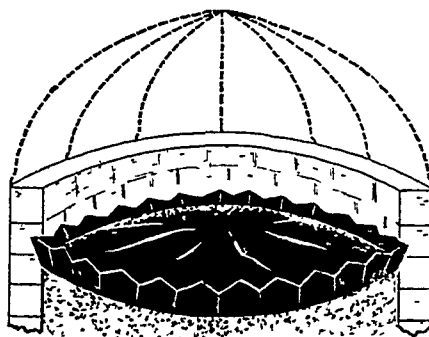
**Isotox Transplanter Solution**

Effective control of wireworms when used in transplanting water at the rate of 2 ozs. in 50 gallons of water

Pints \$1.85

Gallons \$11.65

**SILO COVERS**



- REDUCES SPOILAGE
- BETTER QUALITY FEED
- INEXPENSIVE
- SAVES TIME MONEY

**SILO COVER SEALS OUT AIR—STOPS SPOILAGE AND SAVES MONEY!** With a SILO COVER you will be able to feed a better, more palatable, highly nutritious silage with less loss. These covers are made to fit all silos and have a generous overlap for extra protection against the elements

- 12 FT. DIAMETER \$5.66
- 14 FT. DIAMETER \$6.88