


For the Farm Wife and Family



● Christmas Cookies

(From page 8)

Beat egg white until stiff; gradually beat in remaining 1/2 cup brown sugar until stiff peaks form. Mix in semi-sweet chocolate morsels and half of walnuts. Spread over oatmeal mixture and sprinkle with remaining walnuts. Bake at 350 degrees 35 to 40 minutes or until meringue is golden brown. Let cool in pan. Cut in strips. Makes about 2 dozen strips.

The molasses-and-raisin flavor of spicy Ginger Nuts will make a hit with youthful cookie eaters.

GINGER NUTS

3 cups sifted enriched flour
1/2 cup sugar
1/2 teaspoon soda
1/2 teaspoon salt
1 teaspoon cinnamon
1/2 teaspoon ground cloves
1/2 teaspoon ground ginger
1/2 cup dark molasses
1/2 cup melted shortening
1 egg, beaten
1/2 cup raisins
1 cup plain or colored sugar, or decorettes (2 1/2 oz.)
Sift together flour, sugar, soda, salt and spices. Add raisins to flour mixture and stir to coat raisins with flour. Add liquid to dry ingredients and stir with a spoon, then knead by hand until well blended. Roll dough into pieces the size of large marbles. To decorate, roll each piece in plain or colored sugar or multi-colored decorettes. Place on ungreased baking sheet and bake in moderate oven (350 degrees) 10 to 12 minutes. Makes 6 to 7

dozen cookies. These will keep up to 4 weeks.

Cookies may also be left plain before baking. Then, while cookies are still oven-warm, shake them in a paper bag with confectioners' sugar until coated. These make attractive cookie "snowballs."

Our next cookie recipe is a Swedish delicacy—a rich butter cookie complete with plenty of ground almonds.

CIFFARLIS

1 1/4 cups butter
2 1/2 cups sifted all-purpose flour
1/4 cup sugar
1/4 pound (3/4 cup) unblanched almonds, ground
1/2 teaspoon vanilla
Confectioners' sugar
Cut butter into flour with two knives until mixture resembles fine meal. Add sugar, ground almonds, vanilla, mix well. Roll with hand, lengthwise into rolls 1 inch in diameter. Cut pieces about two inches long; shape into crescents or 1-inch balls. Place on ungreased cookie sheet. Bake 20 minutes at 325 degrees. Roll in confectioners' sugar while still warm. Makes about 7 1/2 dozen cookies.

LET HOLIDAY BAKING
TIME BE FUN FOR THE
FAMILY

Why not turn holiday baking time into a learning time for the youngsters in your family. You may build a new family tradition as well as show your child the fun of turning out special foods. If they are old enough, let them try a recipe of their own.

It may be best to set up a few rules when you start. Start your child off with a clean apron or in clothes that are easy to wash. Remind him that hands get washed before he starts to cook. Teach him tasting and stirring get done with different

spoons. Washing dishes after the cooking job is finished may come easier if you try to make it a cheerful task.

One of your holiday cookie recipes will be a good choice for beginners. As your child starts to work help him check ingredients and the equipment he'll need to use. Make sure he has the right measuring cups and spoons and know how to fill them and level off the top.

If the recipe says to beat, cream or fold, you may need

to show the child how this is done. Check oven temperature and time but if he can handle baking pans safely, let the child put in and take out his own food.

For the child too young to do any baking let him take cookies off the pan with a spatula. Then he can decorate them to suit his own taste. You can even use his help to pack them away, then he may be more satisfied to leave them until you're ready to serve them.



You save money
with our Texaco
"All-Star"
heating oil
service!
**GARBER
OIL CO.**
105 Fairview St.
MOUNT JOY, PA.
Ph. OL 3-2021


CUT PRICES

- ★ Toys
- ★ Trains
- ★ Appliances

Groff's Hardware

NEW HOLLAND Phone EL 4-0851

Open Thursday, Friday and Saturday Evenings



Give 12 full months
of driving pleasure

LANCASTER AUTO CLUB MEMBERSHIP

In Holiday Box
The Perfect Gift for

that Friend or
Relative.

Easy To Give—

Sure To Please

\$10 First Year, \$7.50
Yearly Thereafter


Solve your Christmas
shopping problems this
easy, convenient way.
Stop in, or call us, TC-
DAY.

LANCASTER AUTO CLUB

12 S. Prince St.
Dial EX 7-6135

OVER 50,000 MEMBERS
IN LANCASTER COUNTY

PLAY SANTA IN '60



WITH
A
CHRISTMAS
CLUB
CHECK

Playing Santa is the most fun when you don't have to worry about the bills to follow. This will be exactly your situation next year, if you join our 1960 Christmas Club now. Come on in!



Little by little adds up to
a generous-sized check...
the Christmas Club way!

For Convenience, for Confidence, Bank at the Fulton



PENN SQUARE ★ MCGOVERN AVE. ★ MOUNTVILLE ★ EAST PETERSBURG ★ AKRON
member federal deposit insurance corporation

A color
telephone...

high on
any
woman's
Christmas
list



If you're looking for a perfect surprise Christmas gift for the woman in your life, an extension telephone in color is surely the answer to your problem. And, it has the added advantage of being a year around gift that is appreciated as much in June as it is at Christmas. Combine this with its beauty and high fashion and you'll see why a color telephone is such a fine gift.



COMMONWEALTH
TELEPHONE
COMPANY