

## Farm Women's Society News

### Farm Women To Continue Hospital Treats

The executive board of the Lancaster County Society of Farm Women voted Tuesday to continue the monthly treats at the County Hospital and Home. The board met in the home of Mrs. John Herr Jr., Millersville, president of Society 23.

Mrs. Lester Sigman, president of Society 12 was co-hostess and Mrs. Robert Nolt, county president, presided.

Societies 17 and 18 have planned a Valentine treat for the patients and guests at the hospital and home next week, and Societies 19 and 20 will visit them in March. A letter of appreciation was received from the institutions for the monthly treats.

Other business taken up at the meeting included a discussion of the state convention. Members made suggestions to be submitted to the state board that all business be conducted in one day instead of a day and a half, with a noon-day luncheon instead of an evening banquet.

The resolution passed in August favoring the Esbenshade tract for a proposed community center will be resubmitted to City Council and the County Commissioners it was announced.

Mrs. Nolt called attention to Homemakers Day at Pennsylvania State University, Friday and Saturday, April 12 and 13; the spring meeting of the Lancaster County Federation of Women's Clubs, Tuesday, March 26, in the American Home, Elizabethtown; Health Fair, May 8-11, in the YMCA, and Homemakers Week at Penn State, June 17-20.

The next meeting of the executive board will be held Tuesday, April 2, place to be announced.

### Farm Women 10 To Attend Show

Farm Women 10 will charter a bus to attend the Flower Show in Philadelphia, Wednesday, March 27, —it was decided at their recent meeting in the home of Mrs. John Esbenshade, Eden. Reservations by members and friends must be sent to Mrs. Wayne Brubaker, R3 Lancaster.

Other Society 10 plans for March include a bake sale to be held Saturday, March 30, in the lobby of the M T Garvin Store, Lancaster.

The program featured group singing and music by Allen and Margaret Tate, Baltimore, Md., and a report on the state convention by Mrs. Wayne Brubaker and Mrs. Elam Buckwalter. Home-made items were auctioned following the meeting.

Mrs. Edwin Herr conducted the devotions. The society contributed 10 dollars to Heart Haven.

Mrs. Esbenshade was assisted in entertaining by her daughter, Mrs. John Tate, Baltimore.

The next meeting will be held Saturday, March 2, in the home of Mrs. Ada Aungst, Roherstown. On Saturday, March 9, members of the society will be guests of Society 13 in the Witmer Fire Hall.

### Farm Women 20 Hold Meeting

Farm Women 20 met at the home of Mrs. Glen Ressel, Bartville, on Tuesday evening, Jan. 29. Assistant hostess was Mrs. Marcus Bailey. Mrs. Park Reinhart, president, presided.

Reports were given from the state convention by Mrs. Ressel, Mrs. Reinhart and Mrs. Bailey. The groups plans an all-day sewing on cancer pads on Feb. 6 at the home of Mrs. Thomas Ferguson, Kirkwood RD. A covered-dish luncheon will also be held the same day.

Also coming up on the groups' calendar is a Valentines Day Party.

The next meeting will be held at the home Mrs. William Herr, Quarryville.

### Farm Women 16 To Meet Tuesday

Farm Women's Society 16 will meet with Mrs. Elsie Graham, R1 Christiana, Tuesday, Feb. 12, at 1:30 p. m.

The purpose of this extra meeting will be to sew cancer pads.

Co-hostess will be Mrs. Katie Thompson.

LANCASTER FARMING  
Classifieds Ads Pay  
ST 6-2132

## For Farm Women...

(Continued from page 6)

- 1 teaspoon soda
- 1/2 teaspoon salt
- 2 cups quick rolled oats
- 2 cups crushed corn flakes
- 1 cup shredded coconut (chopped)

Cream shortening and sugar until light and fluffy. Add eggs and vanilla and beat well. Sift together and stir in flour, salt, baking powder, and soda. Add rolled oats, crushed corn flakes and chopped coconut. Mix thoroughly. Mold into balls the size of walnuts. Place on cookie sheet and press down lightly. Garnish with slices of maraschino cherries. Bake at 350 degrees for 12-15 minutes.

### CHOCOLATE RIPPLE COOKIES

- 1 cup shortening
- 1-1/3 cups sugar
- 4 eggs
- 2 teaspoons vanilla
- 2-2/3 cups flour
- 1 teaspoon baking powder
- 1 teaspoon salt
- 1 package chocolate bits (melted)

Melt chocolate bits in saucepan on simmer heat. Cream shortening and sugar until light and fluffy. Add eggs and vanilla and beat well. Sift together and stir in flour, baking powder and salt. Swirl the melted chocolate bits (which have been cooled) through the cookie mixture. This will give the dough a marbled effect. Drop with tablespoon on ungreased cookie sheet. Bake at 375 degrees for 12-15 minutes.

### COCOA DROP COOKIES


- 1 cup soft shortening
- 2 cups sugar
- 2 eggs
- 1 1/2 cups buttermilk or sour milk
- 2 teaspoons vanilla
- 3 1/2 cups sifted flour
- 1 teaspoon soda
- 1 teaspoon salt
- 1 cup cocoa
- 2 cups raisins (or chopped nuts)

Mix thoroughly shortening, sugar and eggs. Stir in buttermilk and vanilla. Sift together and stir in flour, soda, salt and cocoa. Stir in raisins or nuts. Chill one hour. Drop with tablespoon on lightly greased baking sheet. Bake at 400 degrees for 8-10 minutes. Frost cooked cookies with browned butter icing. Makes six dozen cookies.

### BROWNED BUTTER ICING

Melt one-fourth cup butter on low heat. Then keep on low heat until golden brown. Blend in two cups sifted confectioners' sugar. Stir in milk or cream until easy

## For the Farm Wife and Family



to spread (about two tablespoons) and one teaspoon vanilla.

It used to be that pumpkins were strictly a food for the fall months but in the past few years we have been able to use them the year round because of the canning and freezing processes which have been developed. If you have some pumpkin in your freezer or on your canned goods shelf here is a recipe for a pumpkin pudding that you might like to try.

### PUMPKIN PUDDING

- 1/2 cup shortening
- 1 teaspoon salt
- 1 teaspoon cinnamon
- 1/2 teaspoon ginger
- 1/2 teaspoon nutmeg
- 1/4 cup granulated sugar
- 1 cup brown sugar, firmly packed
- 2 eggs, unbeaten
- 1 cup canned or cooked pumpkin
- 1/4 cup buttermilk or thick sour milk
- 2 cups sifted all-purpose flour
- 1/4 teaspoon soda
- 1 1/2 teaspoons baking powder
- 1 cup finely chopped nuts


Combine shortening, salt, spices, sugars and eggs and beat thoroughly until smooth. Combine pumpkin and buttermilk. Sift flour, soda, and baking powder together, add to first mixture, alternately with pumpkin and buttermilk, beating after each addition until smooth. Add chopped nuts and blend. Pour into one and one-half quart greased pudding mold, cover tightly, and steam two hours. High heat until done. Unmold and serve hot with creamy sauce. Makes 8-10 servings. This pumpkin pudding can be frozen unbaked or baked. (Note: One-half of this recipe will steam in one hour.)

### CREAMY SAUCE

Beat one egg until foamy. Add alternatively five tablespoons melted butter and one and one-half cups sifted confectioners'

sugar. Beat well. Blend in one teaspoon vanilla or two to three tablespoons lemon juice and rind of one lemon. Whip one cup whipping cream. Fold into sauce.

We want to thank all of you ladies who take time to write to us and send us your recipes.



### Why Laying Pullets Pick One Another

There are five main reasons for cannibalism in laying pullets:

- 1 They may learn to pick during the starting and growing period.
- 2 A layer is in a constant state of pregnancy and therefore has many cravings for various foods.
- 3 Lack of exercise and not enough to do.
- 4 A tendency toward prolapses (eversion of the egg laying organs) in some strains.
- 5 Inherited cannibalistic tendencies in some strains.

Picking Among Chicks and Growing Pullets. Chicks may start picking because they are too warm, because they are left too long without food or do not have an adequate water supply. White-washed walls causing too bright a house may cause picking in chicks and older birds.

Pullets on range that cannot get out of the houses at day-break frequently start to pick because they are hungry, thirsty and don't have anything else to do.

We will discuss No. 2 next week. Babcock Bessies and all Leg horns bred by Babcock are gentle strains and do not have a tendency toward picking. Just the same, any strain of any breed will pick if improperly managed.

Babcock Bessies will come up into large eggs for you rapidly which will increase your profits tremendously next summer and fall. Write to

Babcock Poultry Farm, Inc.  
Route #3  
Ithaca, New York  
Russell Mease  
Route 4  
Manheim, Pa.  
Local Representative  
Phone Manheim MO 5-4705

### WEAVER'S CHICKS

Order your fall broilers, winter and spring chicks, NOW, to be sure of choice delivery dates.

**WE HAVE:**  
White Vantress Cross Broilers  
White Meat Packer Cross  
White Cornish Cross  
**FOR BROWN EGGS**  
New Hampshire R. I. Red Cross

If you want heavy egg production and large white eggs order Mt. Hope new improved first generation chicks. High speed layers for 12 - 15 months.

We are Penna. - U. S. approved pullover clean.

### Weaver & Son Hatchery

ANNVILLE, PA.  
Phone 7-2161


### NEW Ful-O-Pep Chick Starter promotes

# fast, sound growth

... because it's a quality feed!

Since chick starter is so vital to sound growth and development — and you need only 2 lbs. per chick — don't settle for a bargain brand. Feed new Ful-O-Pep Chick Starter with Hi-Fi performance... with growth-promoting ingredients that spell out better living for chicks.

stop and see us soon



J. C. Snavely & Sons, Inc.  
Landisville, Pa.

Millport Roller Mills  
Lititz, R.D.4, Pa.

Ross C. Ulrich  
Peach Bottom, R. D. Pa.

Grubb Supply  
Elizabethtown, Pa.

J. C. Walker & Son  
Gap, Pa.

George Rutt  
Stevens R. D. 1. Pa.

Paul M. Ressler & Son  
Paradise, Pa.

D. W. Hoover  
East Earl, R. D. 1. Pa.

Here is the NEWEST

Way to Treat CRD

Simply Dust Your Flock With

## Dry-Strep-Spray

(DIHYDROSTREPTOMYCIN SULFATE, VETERINARY)

Convenient, effective, and economical treatment of CRD (Chronic Respiratory Disease) or AIR SAC INFECTION in chickens. For less than one cent a bird, YOU can treat your flock. Most effective if caught in the early stages.

Ask for it by name Dry-Strep-Spray

At your local Feed Dealer

DISTRIBUTED BY

New Holland Supply Co. Ph. EL4-2149 New Holland