

USDA Announces 1956 Tobacco Loan Program; Pennsylvania not Included

WASHINGTON — (USDA) — The U. S. Department of Agriculture announced a 1956-crop price support loan program and the minimum cents-per-pound average loan levels at which specified kinds of tobacco will be supported. Price support is mandatory in 1956 under the Agricultural Act of 1949.

Loans will be available on 1956 crop Burley, flue-cured, Maryland, and cigar filler and cigar binder tobacco at 90 per cent of parity. Loans on fire-cured tobacco will be at 75 per cent of the Burley rate, and on dark air-

cured and Virginia sun-cured at 66-2-3 per cent of the Burley rate. These percentage levels are mandatory under existing law.

None for Pennsylvania

The minimum cents-per-pound average loan levels at which the various types (except Puerto Rican) will be supported are listed here. These average loan levels are based on parity prices as of March 15, 1956. The actual support level will be the minimum shown or the level computed as of the beginning of the marketing year (July 1, 1956, in the case of flue-cured; October

Minimum price support average loan levels for 1956 (percentage-wise and cents per pound) and the 1955 levels are as follows:

	1955 Average Loan Level (Cents per lb.)	1956 Per cent of Parity Level	1956 Minimum Average Loan Level (Cents per lb.)
Flue-cured, Types 11-14	48.3	90	48.2
Burley, Type 31	46.2	90	47.2
Fire-cured, Types 21-23	34.6	75% of Burley rate	35.4
Dark air-cured, Types 35-36	30.8	66-2-3% of Burley rate	31.5
Va. Sun-cured, Type 37	30.8	66-2-3% of Burley rate	31.5
Maryland, Type 32	No support	90	46.2
Cigar filler and binder:		90	
Ohio filler, Types 42-44	24.7		23.0
Conn Broadleaf, Type 51	53.9		51.6
Conn Hav Seed, Type 52	50.8		48.3
N Y & Pa Hav. Seed, Type 53	25.0		23.3
Southern Wisc, Type 54	24.5		22.6
Northern Wisc, Type 55	32.0		29.0

Puerto Rican, Type 46 will be announced as of Oct. 1, 1956

1, 1956, for all other types) whichever is higher. The per cent of parity and the cents-per-pound average loan level of support for Puerto Rican tobacco will be announced prior to the planting season which commences after Oct. 1, 1956.

Price support will be made available to growers of eligible tobacco through grower associations on the basis of official standard grades at a specified rate for each grade. However, price support will not be made available on tobacco produced on any farm where more than one kind of tobacco is produced unless the acreage harvested of each kind of tobacco is within the applicable acreage allotment established for the farm.

Growers of Pennsylvania Seedleaf tobacco will not receive price support since they disapproved marketing quotas on the 1956 crop.

559 Million Pounds

With the exception of Puerto Rican tobacco, marketing quotas are in effect on all tobacco listed here. Marketing quotas have not been proclaimed for Puerto Rican tobacco since supplies are not in excess of the "reserve supply level" as defined in the Agricultural Adjustment Act of 1938.

CCC has operated tobacco loan or purchase programs each year since 1936. Since that time, almost 4.8 billion lbs of tobacco has been pledged by growers as collateral for non-recourse loans or purchased (largely during the war years) by CCC. Dollar value of these transactions has been about two billion dollars.

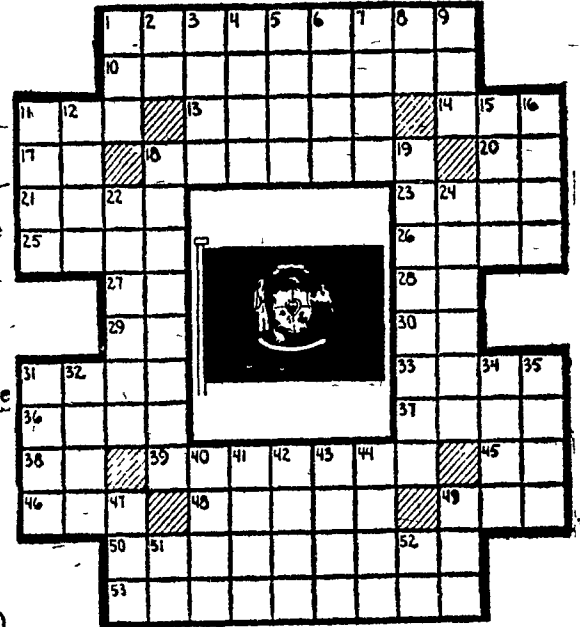

As of February 29, 1956, tobacco

WEEKLY CROSSWORD PUZZLE

State Flag

- HORIZONTAL**
- 1 Depicted is the state flag of
 - 10 Artificial language
 - 11 Perched
 - 13 Bone cavities
 - 14 Pale-
 - 17 Measure of area
 - 18 Forebode
 - 20 Parent
 - 21 Precise
 - 23 Above
 - 25 Raised platform
 - 26 Secrete
 - 27 Liquid measure (ab.)
 - 28 Butterfly
 - 29 Pronoun
 - 30 Plural (ab.)
 - 31 State
 - 33 Fondles
 - 36 Weed
 - 37 Western state
 - 38 Bone
 - 39 Enlarges
 - 45 Behold!
 - 46 Footlike part
 - 48 Younger brother
 - 49 Beverage made with malt
 - 50 Lifts
 - 53 Window sashes
- VERTICAL**
- 1 Moist
 - 2 Exists
 - 3 Box
 - 4 Recent (suffix)


Here's the Answer



This Year . . .

Grow A Better Pullet


Your egg profits are at stake!



The laying ability of your flock depends on inherited capacity and nutrition during the growing period. Pullets can't reach their inherited capacity without full and adequate nutrition during this period of critical development.

There's a Beacon growing program ideally suited to the needs of your flock. The 70/30 plan, with Beacon's "18" Growing Mash, permits scratch grain feeding of up to 70% . . . combines maximum feeding economy with the development of pullets of large digestive and laying capacity. Beacon Grower All-Mash offers labor savings either in hand or mechanical feeding, and contributes to the uniform development of pullets, helps avoid excess abdominal fat and loss from prolapse.

This year grow and house the best pullets you ever had. Sustained production right through the laying year . . . and sustained profits . . . will be your reward.



BEACON

THE BEACON MILLING COMPANY, INC., CAYUGA, N. Y. YORK, PA. LAUREL, DEL. EASTPORT, N. Y.

J. M. Bomberger
ELM

Farmers Supply Co.
137-39 E. KING ST., LANCASTER

Paul H. Gehman
DENVER

Fred L. & John E. Homsher
STRASBURG AND QUARRYVILLE

O. Kenneth McCracken
MANHEIM

Millport Roller Mills
LITITZ

Osceola Flour Mills
GORDONVILLE

Wenger's Feed Mill, Inc.
RHEEMS


co pledged for loans totaled 959 million lbs on a packed weight basis. These stocks included 445 million lbs of flue-cured, 392 million lbs of Burley, 86 million lbs of fire-cured and dark air-cured, 10 million lbs of Maryland, and 26 million lbs of other types.

PEDESTRIAN DEATHS.

A preliminary survey, conducted by the American Automobile Association, showed that only 7,482 pedestrians died in 1955, 400 fewer than in the previous year. In 1937, 15,500 pedestrians were killed — an all-time record.

Work test the OLIVER SUPER 55!

More working speeds...
More pulling power!



Outclasses all tractors of its type! You get five working speeds and one road speed—six in all—in this versatile Oliver Super 55.

Included is the super low you've always wanted—only 1½ miles per hour at full engine speed. Cut back the throttle and you can slow down to ¼ m.p.h. for those creeping crawl jobs. Best of all, this super low is matched to the recommended PTO speed of 545 r.p.m. Now you can handle tough PTO operations with less difficulty, less crop loss.

Low, compact and heavy, this 2-3 plow Super 55 also outpulls all tractors in its class. Powered with a modern, thrifty, high-compression gasoline engine or full diesel. Pick the one that saves you the most.

See the versatile Super 55 with its built-in hydraulic system and 3-point hitch linkage, double-disc brakes, independently controlled PTO and ball-type unit that makes steering twice as easy. Get the Super 55 story before you buy!

OLIVER

N. G. Hershey & Son
Manheim, RD. 1

Farmersville Equipment Co.
Ephrata, R.D. 2

E. L. Herr
Peach Bottom