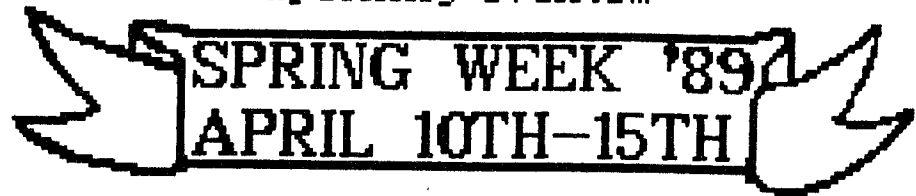


Crime Statistics for PennState Hazleton



Watch closely for details to these upcoming events!!!



PART I OFFENSES	1986		1987		1988	
	ACTUAL OFFENSES	*CRIME RATE	ACTUAL OFFENSES	*CRIME RATE	ACTUAL OFFENSES	*CRIME RATE
CRIMINAL HOMICIDE	0.000	0.000	0.000	0.000	0.000	0.000
A. Murder and Nonnegligent Manslaughter	0.000	0.000	0.000	0.000	0.000	0.000
B. Manslaughter by Negligence	0.000	0.000	0.000	0.000	0.000	0.000
FORCIBLE RAPE	0.000	0.000	0.000	0.000	0.000	0.000
A. Rape by Force	0.000	0.000	0.000	0.000	0.000	0.000
B. Assault to Rape - Attempts	0.000	0.000	0.000	0.000	0.000	0.000
ROBBERY	0.000	0.000	0.000	0.000	0.000	0.000
A. Firearm	0.000	0.000	0.000	0.000	0.000	0.000
B. Knife or Cutting Instrument	0.000	0.000	0.000	0.000	0.000	0.000
C. Other Dangerous Weapon	0.000	0.000	0.000	0.000	0.000	0.000
D. Strong Arm(Hands, Feet, Etc.)	0.000	0.000	1	0.001	0.000	0.000
ASSAULT	0.000	0.000	0.000	0.000	0.000	0.000
A. Firearm	0.000	0.000	0.000	0.000	0.000	0.000
B. Knife or Cutting Instrument	0.000	0.000	0.000	0.000	0.000	0.000
C. Other Dangerous Weapon	0.000	0.000	0.000	0.000	0.000	0.000
D. Hands, Fists, Feet, Etc.	0.000	0.000	0.000	0.000	0.000	0.000
E. Other Assaults - Not Aggravated	0.000	0.000	0.000	0.000	1	0.001
BURGLARY	0.000	0.000	0.000	0.000	0.000	0.000
A. Forcible Entry	0.000	0.000	0.000	0.000	1	0.001
B. Unlawful Entry - No Force	0.000	0.000	0.000	0.000	0.000	0.000
C. Attempted Forcible Entry	0.000	0.000	0.000	0.000	0.000	0.000
LARCENY - THEFT (Except Motor Veh.)	2	0.002	0.000	0.000	7	0.005
MOTOR VEHICLE THEFT	0.000	0.000	0.000	0.000	0.000	0.000
A. Autos	0.000	0.000	0.000	0.000	0.000	0.000
B. Trucks and Buses	0.000	0.000	0.000	0.000	0.000	0.000
C. Other Vehicles	0.000	0.000	0.000	0.000	0.000	0.000
ARSON	0.000	0.000	0.000	0.000	0.000	0.000
TOTAL PART I OFFENSES	2	0.002	1	0.001	9	0.007
PART II OFFENSES						
Forgery and Counterfeiting	0.000	0.000	0.000	0.000	0.000	0.000
Fraud	0.000	0.000	0.000	0.000	0.000	0.000
Embezzlement	0.000	0.000	0.000	0.000	0.000	0.000
Stolen Prop., Rec., Possess., etc.	0.000	0.000	2	0.002	11	0.008
Vandalism	0.000	0.000	0.000	0.000	0.000	0.000
Weapons, Carrying, Possess., etc.	0.000	0.000	0.000	0.000	0.000	0.000
Prostitution and Commercialized Vice	0.000	0.000	0.000	0.000	0.000	0.000
Sex Offenses(Exc. Prostitution & Rape)	0.000	0.000	0.000	0.000	0.000	0.000
Drug Abuse Violations	0.000	0.000	0.000	0.000	0.000	0.000
S. Opium-Cocaine	0.000	0.000	0.000	0.000	0.000	0.000
A. Marijuana	0.000	0.000	0.000	0.000	0.000	0.000
L. Synthetic	0.000	0.000	0.000	0.000	0.000	0.000
E. Other	0.000	0.000	0.000	0.000	0.000	0.000
P. Opium-Cocaine	0.000	0.000	0.000	0.000	0.000	0.000
O. Marijuana	0.000	0.000	0.000	0.000	0.000	0.000
S. Synthetic	0.000	0.000	0.000	0.000	0.000	0.000
S. Other	0.000	0.000	0.000	0.000	0.000	0.000
Gambling	0.000	0.000	0.000	0.000	0.000	0.000
Book Making	0.000	0.000	0.000	0.000	0.000	0.000
Numbers, etc.	0.000	0.000	0.000	0.000	0.000	0.000
Other	0.000	0.000	0.000	0.000	0.000	0.000
Offenses Against Family & Children	0.000	0.000	0.000	0.000	0.000	0.000
Driving Under the Influence	0.000	0.000	0.000	0.000	0.000	0.000
Liquor Laws	3	0.003	1	0.001	0.000	0.000
Drunkenness	0.000	0.000	0.000	0.000	0.000	0.000
Disorderly Conduct	0.000	0.000	2	0.002	0.000	0.000
Vagrancy	0.000	0.000	0.000	0.000	0.000	0.000
All Other Offenses(Exc. Traffic)	0.000	0.000	0.000	0.000	0.000	0.000
TOTAL PART II OFFENSES	3	0.003	5	0.004	11	0.008
TOTAL	5	0.004	6	0.005	20	0.015

* RATE: The rate used is a unique legislatively mandated figure from the number of offenses occurring for the number of full time equivalent students, faculty, and staff at the location. The rate has no comparison elsewhere in the United States. The "Crime Rates" published for cities, states, and the nation use the number of Part I offenses per 100,000 persons regardless of the number of persons in the community. Part II offenses are not used as a basis for crime rates in cities, states or the nation.

MONDAY

WHCB 4:30 WHCB STUDY COURT
 BARBEQUE 5:00 ALL CLUBS STUDY COURT
 RECREATION 6-8 SOCCER FIELD / GYM
 BONFIRE DUSK SCI-FI CLUB STUDY COURT
 DANCE 9-? BEN & KEVIN SOUTH HALL LOBBY

IN CASE OF BAD WEATHER, THE BARBEQUE / WHCB WILL BE HELD IN THE DINING HALL.

TUESDAY

ICE CREAM SOCIAL
 6:00 RHC
 DINING HALL

CLUB FANDANGO
 9:00 - ? SUB
 COMMONS

WEDNESDAY


BACCHUS 9:00
 MIXER / DUI PROGRAM
 SOUTH HALL LOBBY



WHCB - ALL NIGHTER!

THURSDAY

ROAD RALLY 3-4 OTIS COMMONS
 TALENT SHOW 8:00 MSUB COMMONS




FRIDAY


Semi-Formal/Awards
 Banquet SGA
 6:30 - 1:00
 Eagle Rock Resort
 \$25.00 per person

SATURDAY

PUDDING WRESTLING 9-11 SGA GYM
 DALLAS BRASS 7:00 COMMONS



HERMAN®



"Who am I? And what am I doing here?"

Word Processing Service Available

Only 75¢ a page!

Reports, speeches, term papers, and other documents word processed. Any length of pages on any course. Graphs, pictures and other drawings may be incorporated for a small fee. Next day service may be arranged under certain circumstances. All documents are proofread twice to insure quality.

Contact

Todd
 207 N Residence Hall
 450-3395

Mike
 304 S Residence Hall
 450-3270